



Renewing your Study Permit inside Canada (for transfer students)

This guide is for any student who is transferring to MSVU from another college/university or are upgrading their program to a higher level of study. This is also for high school students who are about to complete their final year of Grade 12 and are planning to study at MSVU. You first have to be accepted to MSVU and have received your Provincial Attestation Letter (PAL) before you can use this guide to extend your current study permit.

IMPORTANT: if you are a HS student, you can immediately begin your studies at MSVU if you submit a Study Permit (SP) extension with a valid study permit. **Note:** regardless of the expiry date of your SP, your SP automatically becomes invalid 90 days from when you complete your HS.

If you are transferring from another DLI, you have to wait until this SP application is approved before you can begin your studies at MSVU.

1. Log in to your online immigration account using GKey or Sign-in Partner

**If you are a new user, you will need to create your account through GKey or Sign-in Partner.*

NOTE: Save your username and password. Consider taking a screenshot of all your security questions and answers to avoid getting locked out of your account. Once you are locked out of your account, you will never be able to access it ever again.

Click here: <https://www.canada.ca/en/immigration-refugees-citizenship/services/application/account.html>

2. Under “Start Application” complete the ‘Apply to come to Canada’ questionnaire:

Kay Balite's account

View the applications you submitted

Review, check the status or read messages about your submitted application.

Search: Showing 0 to 0 of 0 entries | Show 5 entries

Application type ↑↓	Application number ↑↓	Applicant name ↑↓	Date submitted ↓	Current status ↑↓	Messages ↑↓	Action
No data available in table						

Did you apply on paper or don't see your online application in your account? [Add \(link\) your application to your account](#) to access it and check your status online.

Continue an application you haven't submitted

Continue working on an application or profile you haven't submitted or delete it from your account.

Search: Showing 0 to 0 of 0 entries | Show 5 entries

Application type ↑↓	Date Created ↓	Days left to submit ↑↓	Date last saved ↑↓	Action
No data available in table				

Start an application

Apply to come to Canada

Includes applications for visitor visas, work and study permits, Express Entry and International Experience Canada. You will need your personal reference code if you have one.

Refugees: Apply for benefits

Use this application if you are a refugee claimant who wants to apply for the Interim Federal Health Program.

Apply for proof of citizenship

Use this application to apply for proof of citizenship (citizenship certificate) or to search citizenship records.

Choose this option. Even though you are already in Canada, you have to choose this option in order to Start an Application.

You have to Determine your eligibility to apply online for a Visitor/Study/Work Permit.

Signed in as Kay Balite | [Account home](#) | [Account profile](#) | [Help](#) | [Logout](#)

Personal checklist

Personal Reference Code

If you have already completed the Come to Canada or the Express Entry wizard, you would have received a document checklist and/or a personal reference code, based on the answers you provided.

*** Please enter your personal reference code to begin your application. (required)**

Leave this blank.

I do not have a Personal Reference Code

If you do not have a personal reference code, you may answer a series of questions to find out if you are eligible to apply for a visa and/or permit, apply for Express Entry, and begin an online application.

If you begin your application **after you have logged into your account**, you will not receive a personal reference code, as the system will save your document checklist right into your account.

Determine your eligibility and apply online:

Visitor visa, study and/or work permit

Express Entry (EE)

International Experience Canada (IEC)

Choose this option.

If you do not see this option, that means you have an existing/open application that you have not yet submitted.

Go back to the main page of your account and look under "Continue an application you haven't submitted" to view your existing application.

3. Complete online questionnaire

Questions	Answers
What would you like to do in Canada?	Study
How long are you planning to stay in Canada?	Temporarily – more than 6 months
What is your current country of residence?	Canada
Which of these responses describes your situation?	For HS students , choose 'None of the Above'. For students transferring from another DLI , choose 'I am a student residing in Canada and am changing DLIs'.
Do you have a provincial or territorial attestation letter or meet an exception from submitting a provincial or territorial attestation letter?	Yes, I have a provincial or territorial attestation letter

Which province or territory is your provincial attestation letter from?	Nova Scotia
When does your status in Canada expire?	Your study permit expiry date
Have you had a medical exam performed by a CIC authorized panel physician (doctor) within the last 12 months?	Choose "yes" if you had a medical exam within the past 5 years, <i>*this is a temporary policy until October 5, 2029.</i> Read the section "Medical Exam" below.
<p>Find out if you're eligible to apply</p> <p>Do you want to work in one of the following jobs?</p> <ul style="list-style-type: none"> • health sciences worker • clinical laboratory worker • patient attendant in nursing or geriatric homes • medical student admitted to Canada to attend university • medical elective and physician on short term assignment • teacher of primary or secondary schools or other teachers of small children • domestics worker, someone who gives in-home care to children, the elderly and the disabled • day nursery worker <p>(required)</p> <p>Please make a selection ▼</p>	<p>If you intend to work in certain jobs, you may be required to undergo a medical exam – these jobs include any work that brings you in close contact with others (working with children, in healthcare services or labs) or agricultural work. The full list and more information is here: http://www.cic.gc.ca/english/information/medical/medexams-temp.asp</p>
Do you want to submit an application for a family member?	If your family is with you, check to make sure if they also have to renew their permits.
Are you giving someone access to your application?	No
In the past 10 years, have you given your fingerprints and photo (biometrics) for an application to come to Canada?	If you gave your biometrics between 8-10 years ago, please contact immigration@msvu.ca for further advising.
There are fees associated with this application. Will you be paying your fees or are you fee exempt?	Yes, I will be paying my application fees.
Are you able to make a digital copy of your documents with a scanner or camera?	Yes.
Will you pay your application fees online using a Visa, Mastercard, Visa/Mastercard debit?	Yes. If you don't have a credit card, you can purchase a pre-paid visa.

You should now see your **Document Checklist**.

INSTRUCTIONS: You need to download the Adobe Acrobat Reader software to your computer that runs Windows or Mac OS. Do not use a Chromebook, tablet, or phone.

Under Application Form(s), Click on the document "Application to Change Conditions...". After clicking it, a new webpage will open up. Download the file and save the PDF file on your laptop. Go to the folder where you saved the file. Right click on the file and choose "Open with Adobe Acrobat" PDF Reader. Fill it out using a computer and not by hand/print.



Application Form(s)

Application Form(s)

Details	Document name	Instructions	Options
Not provided	Application to Change Conditions, Extend my Stay or Remain in Canada as a Student (IMM5709) (required)	?	<div>Upload file</div>

Supporting documents

Supporting documents


Details	Document name	Instructions	Options
Submit your MSVU Letter of Acceptance. 	Letter of Acceptance or Letter of Enrollment / Registration (required)	?	<input type="button" value="Upload file"/>
Not provided	Passport (required)	?	<input type="button" value="Upload file"/>
This should have been issued along with your MSVU Letter of Acceptance. 	Provincial or Territorial Attestation Letter (PAL or TAL) (required)	?	<input type="button" value="Upload file"/>
Not provided	Proof of Means of Financial Support (required)	?	<input type="button" value="Upload file"/>
Not provided	Proof of upfront medical exam (required)	?	<input type="button" value="Upload file"/>
Not provided	Digital photo (required)	?	<input type="button" value="Upload file"/>

Optional documents

Optional documents

Details	Document name	Instructions	Options
Not provided	Schedule 1 - Application for a Temporary Resident Visa Made Outside Canada (IMM 5257)	?	<input type="button" value="Upload file"/>
Not provided	Client Information	?	<input type="button" value="Upload file"/>

Letter of Explanation or additional information/documents if necessary.



4. Complete the imm5709e application form.

Questions	Answers
1. UCI	Look for "UCI" on your Study Permit. It's an 8 or 10-digit number listed on the top right side of your Study Permit.
3. I'm applying for one or more of the following:	Apply for a study permit for the first time or extend my study permit

Personal Details	
7. Country/Residence <ul style="list-style-type: none"> • Current Country of Residence • Status • From (YYYY-MM-DD) • To (YYYY-MM-DD) 	<ul style="list-style-type: none"> • Canada • Student • The very first day you arrived in Canada (your first study permit issuance date) • Your Study Permit expiry date
Contact Information	
1. Current mailing address <ul style="list-style-type: none"> a) Apt/Unit b) Street number c) Street name 	<ul style="list-style-type: none"> a) This is your room number OR apartment number inside your apartment building. b) This is the number of your house/building. Please only write the number here. This number is listed directly before your street name. c) Do not abbreviate words (Street, Avenue, Boulevard, Drive, etc.)
2. Resident address, same as mailing address?	If your mailing address is where you live, answer 'Yes'.
Coming into Canada	
1. Date & place of your original entry to Canada	Date & place of your very first entry to Canada. Place is the city where you first landed when you entered Canada (ex. Toronto, Montreal, Vancouver, Halifax, etc.)
2. The original purpose of coming to Canada	Study
3. Date & place of your most recent entry to Canada (if not the same as original entry)	If you have ever travelled outside of Canada, this is the date and place of your most recent return to Canada. Place is the city where you first landed when you entered Canada (ex. Toronto, Montreal, Vancouver, Halifax, etc.) Leave it blank if you have not left Canada since your first entry.
4. Document number...	Black numbers starting with only one letter listed under the large red number at the top right of your study permit. It usually starts with a letter F or U.
Details of Intended Study in Canada	
1. My program and level of study will be:	Enter program of study details. If you are studying a Diploma or Certificate program, please choose 'University – Other Studies'
2. Designated Learning Institution # (DLI #)	019301947442 (first letter is capital "O" not zero)
3. Duration of expected study <ul style="list-style-type: none"> • From (YYYY-MM-DD) • To (YYYY-MM-DD) 	<ul style="list-style-type: none"> • Date of completing the application • Estimated date of program completion: your request should be 90 days after your expected program completion

4. The cost of my studies will be: a) Tuition b) Room & board c) Other	(for one year only) a) \$17, 000 – check your MSVU Letter of Acceptance for your first-year tuition fee. b) How much is your rent + cost of food for 1 year c) \$3,000 for books, pocket money, clothes, etc.
5. Funds available for my stay (CAD)	How much is in your Canadian bank account. Recommended minimum amount is \$5,000. If not meeting this amount, provide other sources of funds (ex. Parents, scholarships, etc.). If you have family member(s) with you, additional money is required.
6. a) In addition to a study permit, are you also applying for a work permit?	a) NO
Education	
Have you had any post-secondary education (including university, college or apprenticeship training)?	Answer 'Yes' if you have a previous degree, diploma, certificate or apprenticeship. Answer 'No' if you came to MSVU directly from high school.
Employment	
Give the details of your employment....	Put your job information. If you do not have a job, put the following: Current occupation/Activity: Student Employer: Mount Saint Vincent University.
Background Information	
2. A) Have you ever remained beyond the validity of your status, attended school without authorization or worked without authorization in Canada? B) Have you ever refused any kind of visa, admission, or been ordered to leave Canada or any other country? C) Have you previously applied to enter or remain in Canada?	a) If you have studied or worked without a valid study or work permit, you will need to provide details and explanation. b) If you were ever refused any visa, admission to Canada or any other country please indicate and briefly explain. c) Choose YES. Then, list all the permits that you've been granted. For example: "I have a Study Permit, Canadian visa or eTA, and have extended my Study Permit.
Signature	<ul style="list-style-type: none"> Type your full your name in the signature line, press the validate button, and save it to your desktop, OneDrive, or on a USB. Do not insert an e-signature. This form should not be printed, signed and scanned.

5. List of documents for review:

NOTE: please email the following documents to immigration@msvu.ca for review.

- imm5709e – primary application form to stay in Canada as a student
- Provincial Attestation Letter (PAL) from MSVU Admission's Office

- Digital photo - similar to a passport photo and you can use your phone to take your photo
- Passport – scan all pages except blank pages. Save multiple pages as 1 PDF file
- MSVU Letter of Acceptance
- Proof of funds (account summary statement of balance from your bank). Ideally, a minimum of \$5,000 CAD for individual students. If you have family member(s) with you, you would need a greater amount.
- Letter of explanation (if necessary) – upload this in the section ‘Client Information’
- Medical exam (optional)
- Study Permit

Medical Exam

IMPORTANT: in-Canada applications only

IRCC created a [temporary public policy](#) for immigration medical exams (IMEs) **until October 5, 2029 only**. If you completed an IME within the past 5 years, submit a copy of your previous medical exam.

To qualify for this temporary policy, you must meet **all** of these conditions:

- You applied, or are applying, for either permanent residence or temporary residence.
- You already live in Canada.
- You completed your previous IME in the last 5 years.
- Your previous IME indicated a low risk or no risk to public health or public safety.

NOTE: You need to submit your proof of medical exam performed by an IRCC approved physician if you plan to work in the fields of education, childcare, medical and healthcare services, nursing homes, taking care of elderly and other vulnerable people, hospital, and agriculture, etc. Click on this link to [view the list of IRCC approved physicians by country](#) to book your appointment if necessary.

6. Pay the application fee with a credit card or visa/mastercard debit

Fees

Fees			
Application	Quantity	Price (CAD) per unit	Total (CAD)
Study Permit	1	\$150.00	\$150.00