



# **2025–2026**

# **MOVE-IN**

# **GUIDE**

## **THE ESSENTIALS**

# Table of **Contents**

1	<a href="#"><u>WELCOME</u></a>
2	<a href="#"><u>Move-In Dates</u></a>
3	<a href="#"><u>What to Bring</u></a>
4	<a href="#"><u>Payment Details</u></a>
5	<a href="#"><u>Payment Options</u></a>
6	<a href="#"><u>MOVING IN</u></a>
7	<a href="#"><u>Procedure</u></a>
8	<a href="#"><u>Move-In Map</u></a>
9	<a href="#"><u>Day Schedule</u></a>
10	<a href="#"><u>Know Who to Contact</u></a>
11	<a href="#"><u>HOW TO REACH US</u></a>

# Welcome to **Residence**

In residence at MSVU, we aim to build a supportive, inclusive and safe community. Our commitment is with the well-being of our residence students, and we aim to provide opportunities for personal development and academic growth in a welcoming space.

Please make sure to read through this move-in booklet and the Caring Community Code to learn more about how we can support your residence transition.

*Residence Life Office*



# Move-In Dates

*Please follow the instructions outlined on pages 6-8 for more information on move-in procedures!*

## Move-In

**Sunday,  
August 31st**

**9:30am-4:30pm**

### Late Move-In

Please email us at **residence@msvu.ca** to arrange a key pick up, and let your RA know of your late arrival.



Click [here](#) to see the video on where to find us for move-in!







# What to Bring

*For all residence students*

## Bedding

- ☐ Twin Sized Bed Sheets
- ☐ Comforter/Blanket
- ☐ Pillows

## Laundry

- ☐ Laundry basket
- ☐ Laundry detergent
- ☐ Dryer sheets/balls

## Hygiene

- ☐ Oral health items
- ☐ Hand & body towels
- ☐ Toiletry items
- ☐ Tissues
- ☐ Portable shower caddy
- ☐ Hand soap
- ☐ Anti-slip shower shoes
- ☐ Shower robe

## Miscellaneous

- ☐ Documents
- ☐ Clothes hangers
- ☐ Organizational totes/bins
- ☐ Reusable adhesive putty
- ☐ Command hooks
- ☐ First Aid Kit

## Extra Items For Westwood Apartments

### Kitchen Items

- ☐ Plates and bowls
- ☐ Cups and mugs
- ☐ Cooking utensils
- ☐ Baking supplies
- ☐ Pots & pans
- ☐ Forks, knives and spoons

### Cleaning

- ☐ Dish soap
- ☐ Dish rack/Drying mat
- ☐ Garbage bags (small)
- ☐ Broom/Vacuum
- ☐ Spray Mop
- ☐ Paper towel

### Hygiene

- ☐ Non-slip mat
- ☐ Toilet paper
- ☐ Shower curtain & rings
- ☐ Shower caddy (suction cup preferred)

***\*Please refer to our Ultimate Packing List for a more extensive list, which also included prohibited residence items!***

# Payment Details

For more information, please visit [the Financial Services Website](#)



## Installments

Residence Life Fees will be applied to your student account and must be paid by in full the deadline set by Financial Services.

**Fall Semester:** Due on Wednesday, September 10th, 2025

**Winter Semester:** Due on Wednesday, January 14th, 2025

## Payment Address

Students may mail payments to:

Mount Saint Vincent University  
Financial Services  
166 Bedford Highway  
Halifax, NS B3M 2J6

*\*You will not lose your space in residence if the payment is not done by the due date; however, it is highly advisable for residence students to pay by the deadline to reduce late fees charges to your student account*

# Payment Options

For more information, please visit [the Financial Services Website](#)



## **International Student Payments Via Convera for Students**

Preferred Method for International Students

### **Telephone/Internet Banking**

The most efficient means of paying student fees Just go to your internet or telephone banking and set up Mount Saint Vincent University as a payee. Use your seven digit student number when prompted for account number.

### **Student Loan**

Student Loan funds are distributed electronically by the Student Loan agencies to the Mount with the balance to you, the student. Once your loan has been processed electronically through the above processes, funds should be received within 7-10 business days

### **Debit Card**

Currently we accept debit card transactions at the service counter in Evaristus Hall.

### **Cheque/Cash/Money order**

Please include your student number and name.



# Moving In

Make sure to set the address to **Seton Rd** and follow the signs to the move-in tents to collect keys before making your way to your residence!

## Friendly Tips

In order to keep lines short to collect keys, students should limit the number of support people lining up with them. It is recommended that support people stay in the vehicle while residence students collect keys.

The process of collecting keys should not take a long time, so you will soon be on your way to your assigned building!

## Staff

DONs and Residence Life Office staff will be located at the key collecting booths on the Rosaria/McCain parking lot.

RAs will be on the floors of your residence building going around when you arrive.

***You will not need to reserve a time slot for move-in.***

*If you require any assistance or accommodations during Move-In Day, please contact the Residence Life Office at [residence@msvu.ca](mailto:residence@msvu.ca)*





# Procedure

## 1 Come prepared!

Make sure you've looked at our Ultimate Packing List.

Read through the Caring Community Code.

Fill and sign your Rental Agreement before arrival.

## 2 Arrive & Check-In

Arrive at the Check-In parking lot, exit your vehicle (Remember your ID!) and pick up your keys.




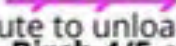
Return to your car, and follow the route outlined in the map (page 9) for your building's designated unloading zone. (Pink for Birch 4/5 or Westwood, Green for Birch 1/2 /3, Blue for Assisi).

## 3 Park, Recharge and Get Settled

After your vehicle is unloaded, park it in a nearby long-term parking lot (highlighted in blue in map).

Parking on campus is complimentary on move-in weekend. Do NOT park on the road or in fire routes. Family members and friends are welcome to stay and help.

- (P)** Check-In Parking
- (P)** Long-Term Parking
- (U)** Unloading Zone(s)
  - 1 Assisi
  - 2 Birch 4/5 & Westwood
  - 3 Birch 1/2/3

-  Route to Check-In Tent(s)
-  Route to unload for Assisi
-  Route to unload for Birch 1/2/3
-  Route to unload for Birch 4/5 or Westwood







# August 31<sup>st</sup> Schedule

<b>9:30 am – 4:30 pm</b>	<b>Move-in!</b>	Get ready to collect your keys with your DON and go up to your residence so you can settle in your home away from home!
<b>4:30pm – 5:30pm</b>	<b>Area Meet &amp; Greet*</b> <i>*MANDATORY!</i>	RAs will communicate meeting locations to students in advance. The RA will go over expectations and opportunities on campus.
<b>5:30pm – 7:00pm</b>	<b>Residence Welcome Dinner!</b>	Welcome Dinner for Residence Students. Enjoy your first exploration of meal hall and meet more of the students living in residence!
<b>7:00pm – 10:00pm</b>	<b>Games Night</b>	Join us in the Multi Purpose Room (MPR) for Residence Game Night. Get some popcorn, make some new friends and have fun!



# Know Who to Contact

Don't wait until you need it to look for it! Make sure you have the RA on Duty information of your area saved on your phone.

## Assisi Hall

782-640-4768

 [assisira@msvu.ca](mailto:assisira@msvu.ca)

## The Birches

902-943-5760

 [birchra@msvu.ca](mailto:birchra@msvu.ca)

## Westwood

902-471-8981

 [westwoodra@msvu.ca](mailto:westwoodra@msvu.ca)

## MSVU Security

 902-457-6412 ➡ Non-emergency line

902-457-6111 ➡ Emergency line

### When to call

Between 7pm-7am: Contact the RA on Duty for any:

- Lockouts
- Health Emergencies
- Building Emergencies

Between 7am-7pm: Contact security!

### When to email

Non-sensitive issues  
(response time can take around 24 hours)



***Let's  
Stay  
Connected!***



**RESIDENCE@MSVU.CA**



**902-457-6356**

Before move-in, make sure you stay connected with our caring community! There are many informative posts on our social media platforms for you to explore.

If you have any questions, please reach out to us via email or phone.

We cannot wait to welcome you to your home away from home!

*Residence Life Office*

## **Our Social Media**



**msvuresidence**



**msvu\_residence\_life**