

Residence Life How-To

Welcome to your Home Away from Home

Welcome to Residence at Mount Saint Vincent University! Living in residence will add a whole new dimension to your university years. Apart from the convenience of living close to all campus resources (e.g., library, dining hall, campus security, and gym), you also have the opportunity to become more involved in campus life; investigate the possibilities, take advantage of residence leadership opportunities, and make the most of your university experience!

This is an exciting and probably an overwhelming time for you, as you venture into living on campus, and in your university career. We want you to have the best possible experience while living at the Mount, so we have put together a strong Residence Life team for you! You will quickly discover that our team, the Residence Life office staff, and many new and returning students can be of great help. If you have concerns, questions or comments, always reach out!

Your RA will plan programs for you and your floor-mates throughout the year, they have knowledge of all resources on campus and plenty off-campus. As well they assist you when you need a helping hand. In the coming weeks, they will reach out to you (via your MSVU email), so look out for their email!

We hope you will enjoy your time in residence at Mount Saint Vincent University and make wonderful friendships that last a lifetime. The Residence Life Staff is at your disposal. If you have any needs that are not being met by your RA or Don, please feel free to come to the Residence Life Office (Evaristus 201A). Our door is always open to you.

We look forward to meeting all new students, as well as welcoming back returners! Enjoy the rest of your summer and we look forward to seeing you all in September!

Sincerely,
Your Residence Life Team 2018 - 2019



**YOUR GUIDE TO
EVERYTHING
RESIDENCE AND
MORE!**

TABLE OF CONTENTS

PREPARING FOR RESIDENCE

Meet the Team	3
Room number and mailing address	4
Ultimate packing list	5-7
Decorating your room	8
Laundry Services	8
Photos	9

MOVE - IN DAY

Before move-in checklist	10
Residence Rumble	
Move-in day info	11
Getting to the Mount	12
What you need	13
Parking	14
Keys	15

CAMPUS LIFE

ACRA	16
Living Learning Communities	17
General info	18,19
Food services - Chartwells	20
Important contacts	21

THE RESIDENCE LIFE TEAM 2018-2019

This year we have 18 staff, 3 DONS, 13 Residence Assistants, 1 Academic and Community RA, and 1 Cross-trained RA. Each team member is welcoming, kind, and unique from each other. Your RA will be in contact with you soon!



*There are external links on some text

DON OF ASSISI

Tia Wamboldt

Assisi Residence Assistants

Templeton Sawyer - 3&4

Taylor Mosher - 5&6

Daynisha Paynter - 7&8

Shayne Breen - 9&10

Brittney Wall - 11&12

DON OF THE BIRCHES

Ksenia Kholina

The Birches Residence Assistants

Brooke Dauphinee - Birch 1

Kendra Weir - Birch 2

Jamie Wilson - Birch 3

Megan MacNeil - Birch 4

Krysta Russell - Birch 5

Mya McHugh - CTRA

DON OF WESTWOOD

Samantha Nickerson

Westwood Residence Assistants

Ellen Murray - 1&2

Rex Charlton - 3

Jenna MacQueen - 4&5

Daniele Beaudoin - ACRA

Preparing for Residence

Congrats, you've received your room placement! Now all you got to do is figure out what it means and how to use it.

We have three residences, Assisi, the Birches, and Westwood. When you got your room placement you were told the room number, and area.

Your mailing address will be as follows:

Student's name

Assisi/Westwood floor/Birch number & room
number

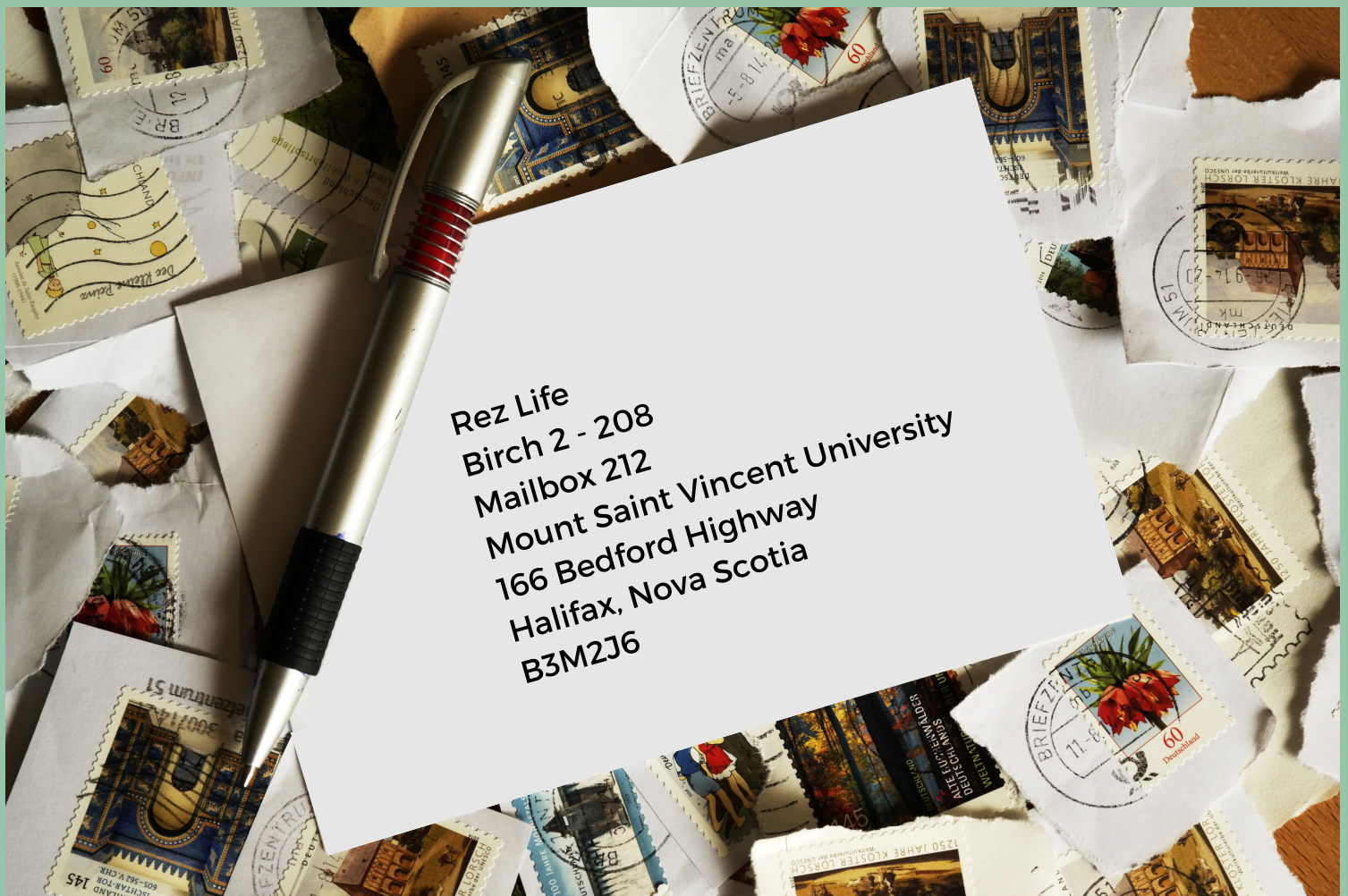
Mailbox number

Mount Saint Vincent University

166 Bedford Highway

Halifax, Nova Scotia

B3M2J6



*There are external links on some text

The Ultimate Packing List

We encourage you to make your room feel like a home away from home. Here are a few items to remember and a few items to leave home.

General Packing List:

- Medical info
- Health card
- Over the counter medicine
- Step stool
- Bed sheets
- Pillows
- Decorations
- Surface cleaner
- Air freshener
- 3M hooks, sticky tack, thumbtacks (to hang decorations)
- Show flip-flops
- Towel
- Flashlight
- Linen for a single bed
- Toiletries & shower tote/caddy
- Water bottle
- Laptop
- Surge Protector
- Headphones
- Ethernet cable
- Clothes hangers
- Laundry basket, detergent, dryer sheets & loonies (\$1 wash and \$1 dry)
- Alarm clock
- Fan
- Door stop
- Small TV



**There are external links on some text*

The Ultimate Packing List

We encourage you to make your room feel like a home away from home. Here are a few items to remember and a few items to leave home.

Apartment Pack List:

Kitchen

- Dishes, cups & utensils
- Food storage containers
- Pots & Pans
- Cutlery & Cooking Utensils
- Cutting board & measuring cups
- Can opener
- Pizza cutter

Cleaning

- Broom & dust pan
- Surface cleaner (lysol wipes, toilet cleaner, stove cleaner, etc.)
- Sponge/dish clothes
- Dish soap
- Toilet brush

Bathroom (One for 2 Bedroom two for 4 Bedroom)

- Shower curtain, rings, and liner
- Toilet paper & paper towel
- Hair dryer
- Handsoap

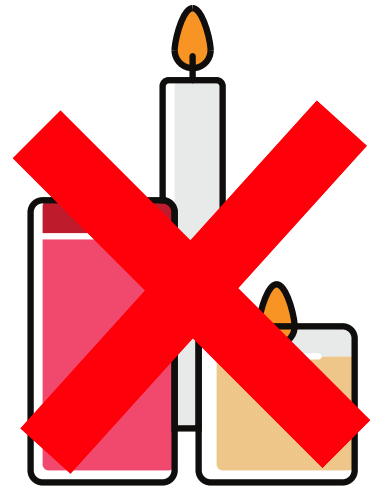
Before you arrive, you can request to know who your roommates are to help plan who brings what items, and if you will be sharing.

The Ultimate Packing List

We encourage you to make your room feel like a home away from home. Here are a few items to remember and a few items to leave home.

WHAT NOT TO BRING

- Stereo speaker over 6 in & sub-woofers
- Electrical kitchen appliances (small appliances are permitted in apartments)
- Candles - prohibited in residence
- Window covering
- Phone splitters
- Masking tape
- Real Christmas tress
- Extension cords
- Pets (fish in bowls are permitted)
- Weapons & firearms



If the above items are found in your residence room, you will be given a fine. Please use common sense when bringing items into residence. If you are unsure if it will be allowed, please contact the Residence Life Office.


Decorating your room!

- Please ensure that there is nothing attached to, or covering sprinklers. Heaters are not to be covered or have items placed on/near them. Mini lights are the only decorative lighting permitted.
- The bulletin boards on your door and in your room, are there for you to use! Please try to keep it in good condition (not ripped), and use only push pin on the board.
- When putting up decorations in the room students are only permitted to use 3M tape, or sticky tack, and push pins. All damage, such as peeled paint, will result in a fine.

Laundry Services

- Washer and dryers are \$1 each, loonies only
- Assisi laundry room is on the second floor (5 washers and 5 dryers)
- The birches have a laundry room on the first floor (1 washer and 1 dryer for each birch)
- Westwood has a laundry room on each floor (2 washers and 2 dryers)
- Please be respectful to other students and their laundry.





Assisi



The Birches



Westwood



The Birches



Assisi



Westwood

Before Move-In check list



TO DO LIST

- ☐ Sign room lease (coming to your MSVU email soon)
- ☐ Connect with RA & DON
- ☐ Follow us on Social media
- ☐ Review the Residence Handbook
- ☐ Check out the map of campus
- ☐ Look at the Ultimate packing list!

DON'T FORGET

Always ask questions! Connect
with your RA/DON or the
Residence Life office.

**There are external links on some text*

Residence Rumble:

Move-In Day

September 2nd at 10 AM

- All students can start to move in!
- Pick up your Residence keys
- Move into your new home at the Mount
- You can also:
- Pick up your pre-ordered Orientation kit
- Get registered for Shinerama
- Meet your Orientation group and leaders

After 12 PM on September 2nd

- Pick up your keys at the Assisi front desk.
- If you are planning on a late arrival (after September 10th), you must email the Residence Life office before move-in day.

After September 10th

Students who do not show and have:

- Confirmed room by signed lease and room deposit, and
- Did not contact the office to confirm a late move-in

will be automatically withdrawn from residence, and their deposit will be absorbed by the University.

Getting to the Mount

By Car:

From New Brunswick/Cape Breton

- Follow the Trans-Canada (Nova Scotia Highway 104)
- **Take exit #15 to get to Highway 102 South** (Only exit to Halifax)
- Stay on Highway 102 until exit #2
- **Take exit #2 for Kearney Lake**
- Turn Left onto Kearney Lake Rd
- Turn Right onto Bedford Highway/Nova Scotia Trunk 2 South
- Drive for approx 5 mins
- **Turn right onto Seton Rd**

From West (Wolfville)

- **Follow Highway 101 East**
- **Take exit #2**
- Follow the above directions from exit #2.

From South (Bridgewater)

- **Follow Highway 103 East**
- Take **exit #0** to Joseph Howe Dr
- Turn left onto **Joseph Howe Dr**
- Follow signs to **NS Trunk 2 North/Bedford**
- **Turn left onto Seton Rd.**

From the Airport:

- Follow the signs directing you to Highway 102 South and Halifax
- Follow the 102 as stated above, **use exit #2**


**For your GPS or Google maps:
Rosaria Student Center
131 Lumpkin Rd
Halifax Nova Scotia
B3M2J6**

Residence Rumble: Move-In Day



What you need:

Your Student ID/ number
Personal ID
YOUR SMILE!



STEP ONE: Parking

In Rosaria Student Centre

STEP TWO: Join the line

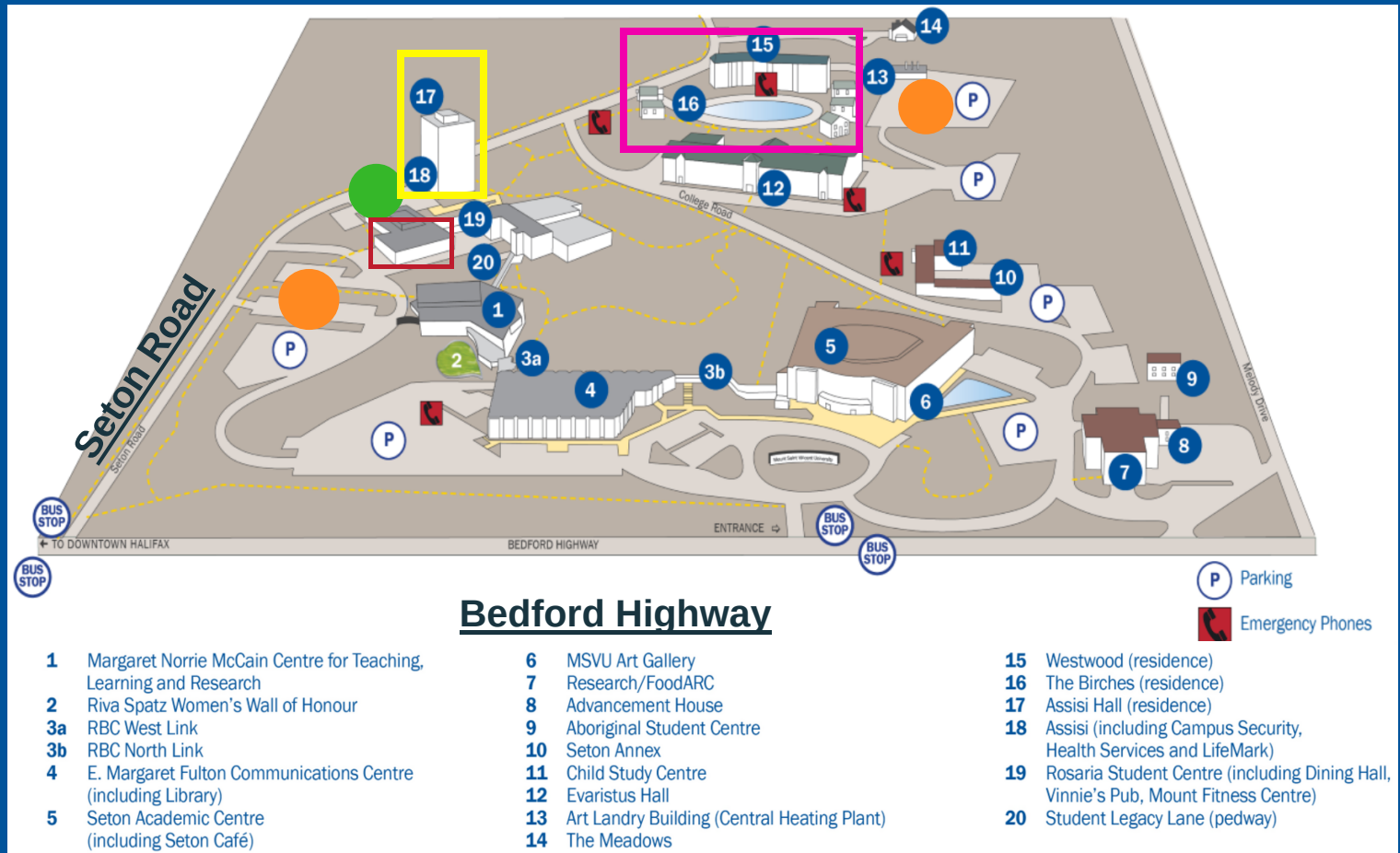
STEP THREE: Check ID & lease

STEP FOUR: Key pick-up

STEP FIVE: Start unpacking

Residence Rumble: Move-In Day

STEP ONE: Parking



Assisi Unloading zone

Do not park here, unloading only.
Each vehicle must be accompanied
at all times



Parking - close to residence

Areas: outside Rosaria, behind
Birch 2 and behind Westwood. Do
not park around the pond by the
birches and westwood.



Rosaria - KEY PICK UP



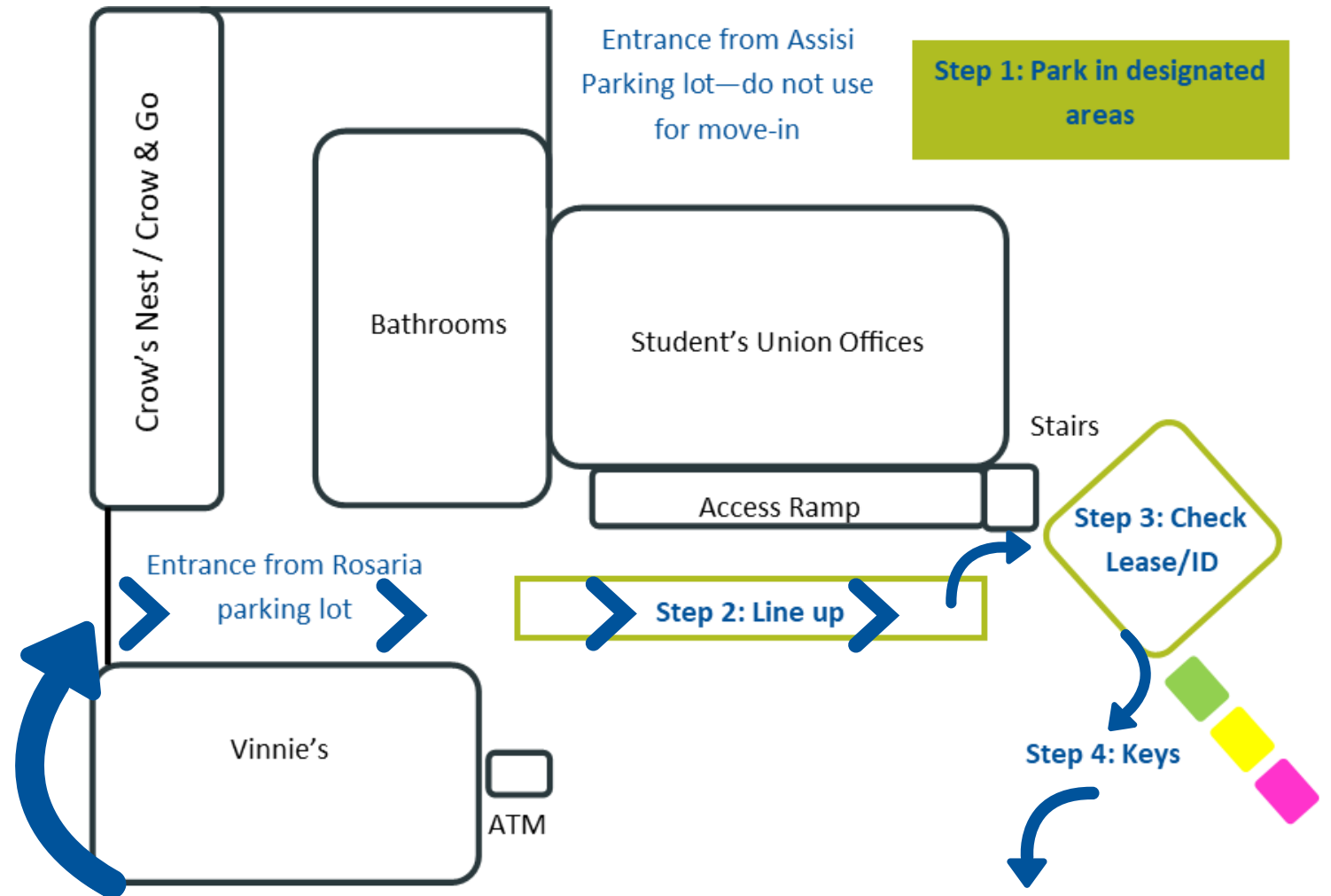
Assisi Hall



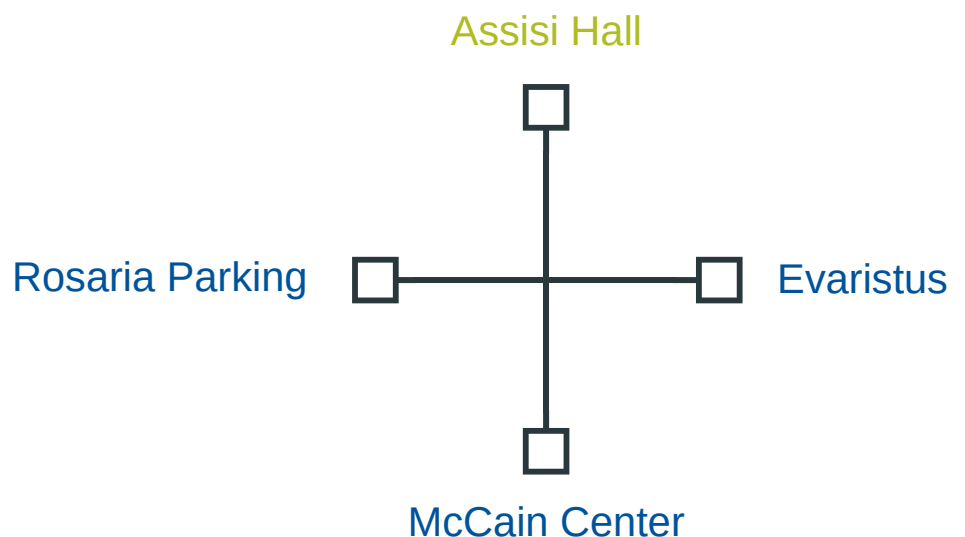
Weswood and the Birches

Residence Rumble: Move-In Day

STEPS TWO - FOUR



STEP 5: START UNPACKING





ACADEMIC AND COMMUNITY RA

DANIELE BEAUDOIN

Daniele is our ACRA for the 2018 - 2019 school year! As the ACRA she can support students one-on-one, in group programming or through other residence based initiatives.

Anything from study skills, time management skills to practical community skills, and much more!

She will also be overseeing the Living Learning Communities on campus this year.

She will host and plan programs and activities throughout the school year. Look for many study halls, and community dinners!

**DEDICATED TO SUPPORTING THE ACADEMIC
AND COMMUNITY SUCCESS OF ALL STUDENTS
IN RESIDENCE**

LIVING LEARNING COMMUNITIES!

What is the Living Learning Community (LLC)?

This is a group of students in the same program or with similar interests that will live within the same area on campus. The Academic and Community RA will provide programs and activities geared towards your program or interests! Connections with both faculty and staff from departments will be on hand and available to you throughout the school year.

What will I gain?

Community, comfort, convenience, connections, collaboration with like-minded individuals, and sense of belonging! As well, you will be build connections with faculty and staff within your field of study or in your interests, enhancing your academic career!

Who is my RA?

The Academic and Community RA will be over-seeing this community.

APPLY TODAY! Deadline is August 1st!

What are the LLCs this year?

**There are external links on some text*


Science

Psychology

*Child and
Youth
Studies*

Recreation

CAMPUS LIFE



MSVU Student ID card

As a new Mount student, you are required to obtain an official MSVU Student ID card. This will be your key to accessing many services across campus, including:

- Your meal plan (Rosaria Dining Hall)
- U-Pass - Your bus pass for the year
- Gym membership
- Library services

Photo ID's are issued in the EMF Library

The Library staff print and renew the Mount ID Cards.

If you are a new student and have registered for your classes, please come to the Library starting the day after registration, as the system takes one day to update.

If you are a returning student, stop by anytime with your current card and the Library staff will place the new validation sticker. If you have lost your card, a new one can be printed for \$10.

MSVU WiFi

The wifi network you want to connect to is called "Mount WiFi". The log-in information is your MSVU username and password. If you're having trouble with your MSVU username, contact IT&S: 902.457.6538 or visit them in the Library.

MSVU Gym

The Gym is located on the 1st floor of Rosaria! Enjoy FREE access to the Weight Room, Group Fitness Class Schedule, Intramurals, use of the Gymnasium and discounted rates on Active Living & Wellness programs! [Click here to learn more](#)



Get involved!

There are so many ways to be involved across campus...

- Residence Society
- Dinner Party Club
- Fire Warden
- MSVU Crew
- Fountain Play Center
- The Student Representative Council
- Mount Community garden
- Best Buddies program
- and SO MUCH MORE

Check out the MSVU CCRP page for all opportunities!

All students with vehicles must have a parking pass. Parking tickets are \$20. Get yours at the Assisi front desk!



DINE ON CAMPUS



frequently asked questions

WHAT IS POD?

POD stands for Pulse On Dining. It's our exclusive dining program that includes all-you-care-to-eat dining and myPantry. All-you-care-to-eat means once you swipe into the dining hall for a meal, you can eat as much as it takes to satisfy your hunger. You can hangout in the dining hall all day if you wish - just remember to re-swipe when the meal service time changes. myPantry is a self-serve kitchen located right in our dining hall. Students are encouraged to prepare their own food with friends from a full-stocked fridge and pantry. A grocery list is available if something important is missing from the kitchen!

I DON'T LIVE IN RESIDENCE, CAN I EAT IN ROSARIA DINING HALL?

Yes! Everyone is welcome to dine in Rosaria Dining Hall. Pay door prices or purchase a Swipe & Save Dining Plan. Dining Hall Prices (Tax Included):

Breakfast - \$7.20

Lunch - \$9.43

Dinner - \$16.13

WHAT IF I HAVE SPECIFIC DIETARY RESTRICTIONS

Chef Heather is available to meet with you to review how to best meet your needs.

Rosaria Regular School Hours:

Sunday 8:00am - 9:00pm

Monday 7:30am - 9:00pm

Tuesday 7:30am - 9:00pm

Wednesday 7:30am - 9:00pm

Thursday 7:30am - 9:00pm

Friday 7:30am - 8:00pm

Saturday 8:00am - 8:00pm

Hours subject to change for holidays, campus events and weekends.

Seton Regular Hours:

Monday 7:30am - 7:00pm

Tuesday 7:30am - 7:00pm

Wednesday 7:30am - 7:00pm

Thursday 7:30am - 7:00pm

Friday 7:30am - 3:00pm

Weekends Closed



McCain Café Regular Hours

Monday 8:00am to 10:00pm

Tuesday 8:00am to 10:00pm

Wednesday 8:00am to 10:00pm

Thursday 8:00am to 10:00pm

Friday 8:00am to 3:00pm

Saturday 11:00am to 4:00pm

Sunday 11:00am to 6:00pm



WHERE CAN I USE MY DINING PLAN?

Many Residential Plans include Flex Dollars (including POD) which can be used at Seton Café & McCain Café.

	Rosaria Dining Hall	Seton Café	McCain Café
Commuter Dining Plans	Swipe & Save Dollars	☺	☺
	Lunch Pack 10 Plus	☺	☺
	Lunch Pack 10	☺	
	Lunch Pack 25	☺	
	Value Meal 25	☺	
	Flex 80	☺	☺
	All Day Dining 1	☺	
	All Day Dining 5	☺	
Residence Meal Plans	POD 7	☺	☺
	POD 5	☺	☺
	Flex	☺	☺
	Flex 80	☺	☺
	Flex 80 Plus	☺	☺
	Flex 200	☺	☺

CAN I TAKE FOOD OUT OF THE DINING HALL?

Sorry, you are not allowed to take food out of Rosaria Dining Hall. These plans are for food that is consumed in the dining room only.

CAN I LEND MY CARD TO A FRIEND OR PURCHASE A MEAL FOR A FRIEND?

Commuter plans are based on swipes of the card so if you would like to invite a friend to dine with you we would welcome the opportunity to serve them. The Ultimate 5 Day and Ultimate 7 Day plans can only be used by the subscriber.

If you have a family member or friend visiting and wish to dine with them at Rosaria Dining Hall, your guest is welcome to pay at the door, purchase one of our Dining Plans. You can also treat your guest to a meal by using your Dining Dollars.

CAN I CARRY MY DINING PLAN FORWARD PER YEAR OR TERM?

All Swipe & Save Dining Plans can be carried forward from year to year. Residential Dining Plans expire at the end of the school year (April 2018). Please check with Chartwells or Residence Life for complete details.

WHAT HAPPENS IF I FORGET MY CARD?

Your activated student card is the key to the whole dining plan system. If you forget it you will have to pay cash to gain access to the dining hall. The security of a card remains the cardholder's responsibility. Cards should be treated like a credit or debit card. If a card is lost or stolen the cardholder is responsible for all charges made to that card until the card is reported lost or stolen. A card can be reported lost or stolen at the Chartwells office.

WHAT HAPPENS IF MY CARD IS LOST OR STOLEN?

Report your lost or stolen ID card to the Chartwells Office (Room 305 in Rosaria Student Centre) so your personal dining plan can be deactivated. A new ID card must be purchased at the MSVU library. Email or visit the Chartwells office to ensure your dining plan reactivation has taken place.



Chartwells@MSVU



MSVU_dining

Important Campus Contacts

NAME	PHONE	EMAIL	LOCATION
Aboriginal Student Centre	902-457-6228	Veronica.gore@msvu.ca	46 Melody Drive
Academic Advising	902-457-6400	Advising@msvu.ca	Seton 302
Accessibility Services	902-457-6567	Accessibilityservices@msvu.ca	EMF 127J
Career Services	902-457-6114	Careerplanning@msvu.ca	McCain 306G
Counseling Services	902-457-6567	Counselling@msvu.ca	EMF 127J
Financial Services	902-457-6277	Financial.services@msvu.ca	Evaristus 2nd Floor
Health Office	902-457-6354	Linda.berringer@msvu.ca	Assisi 2nd Floor
International Education Centre	902-457-5982	International@msvu.ca	Seton Annex 101A
IT&S Helpdesk	902-457-6538	Helpdesk@msvu.ca	EMF Info Commons
Learning Strategist	902-457-6358	Learningstrategist@msvu.ca	EMF 127F
Library Circulation Desk	902-457-6250	Circdesk@msvu.ca	EMF Library
Mount Writing Center	902-457-6577	Writing@msvu.ca	EMF 205
MSVUSU UTX	902-809-6788	Thehub@mountstudents.ca	Rosaria 119
Pride Centre	902-457-5515	Pridecentre@mountstudents.ca	Rosaria 111A
Residence Life Office	902-457-6356	Liveoncampus@msvu.ca	EVAR 201A
Security– non emergency	902-457-6412	Stephanie.patey@msvu.ca	Assisi Info desk
Security– <u>EMERGENCY</u>	902-457-6111		Assisi info desk
Students' Union	902-457-6123	Student.union@msvu.ca	Rosaria 1st Floor

*There are external links on some text

MOUNT STUDENTS,

We would love
to hear from
you

LET'S KEEP IN TOUCH,
MSVU Residence Life



201 Evaristus Hall
902-457-5986
rez.life@msvu.ca
msvu.ca/residence

