

2018 Enrolment Stats at a Glance

Note: Data based on full year enrolments (2018 Summer, 2018 Fall and 2019 Winter)

REGISTRATION STATUS	#	%
Full time (3 or more units)	2523	57
Part Time (less than 3 units)	1895	43
Total	4418	100

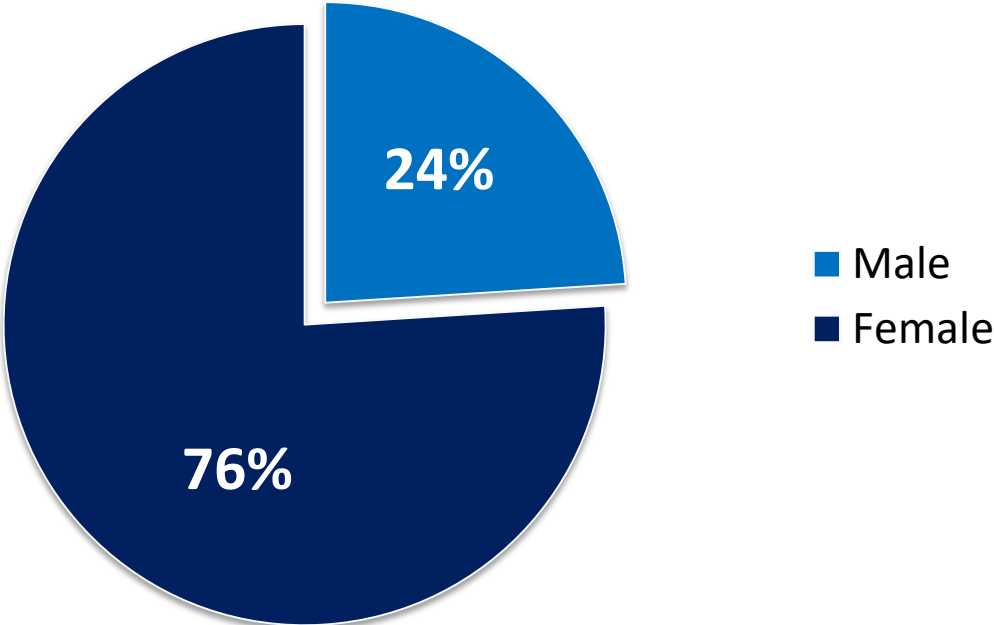
REGISTRATION STATUS BY ACADEMIC LEVEL	#	%
<i>Undergraduate (including B.Ed):</i>		
Full Time	2471	74
Part Time	847	26
Total	3318	100
<i>Graduate</i>		
Full Time	52	5
Part Time	1048	95
Total	1100	100

ENROLMENT BY UNDERGRADUATE DEGREE	#
Bachelor of Education	212
Bachelor of Arts	822
Bachelor of Science	318
Bachelor of Applied Human Nutrition	221
Bachelor of Business Administration	700
Bachelor of Tourism and Hospitality Management	123
Bachelor of Public Relations	242
Bachelor of Child and Youth Study	343
Bachelor of Science Communication	8
Certificate/Diplomas	111
Non degree- UG	143
Non degree - Education	17
Visiting student	59

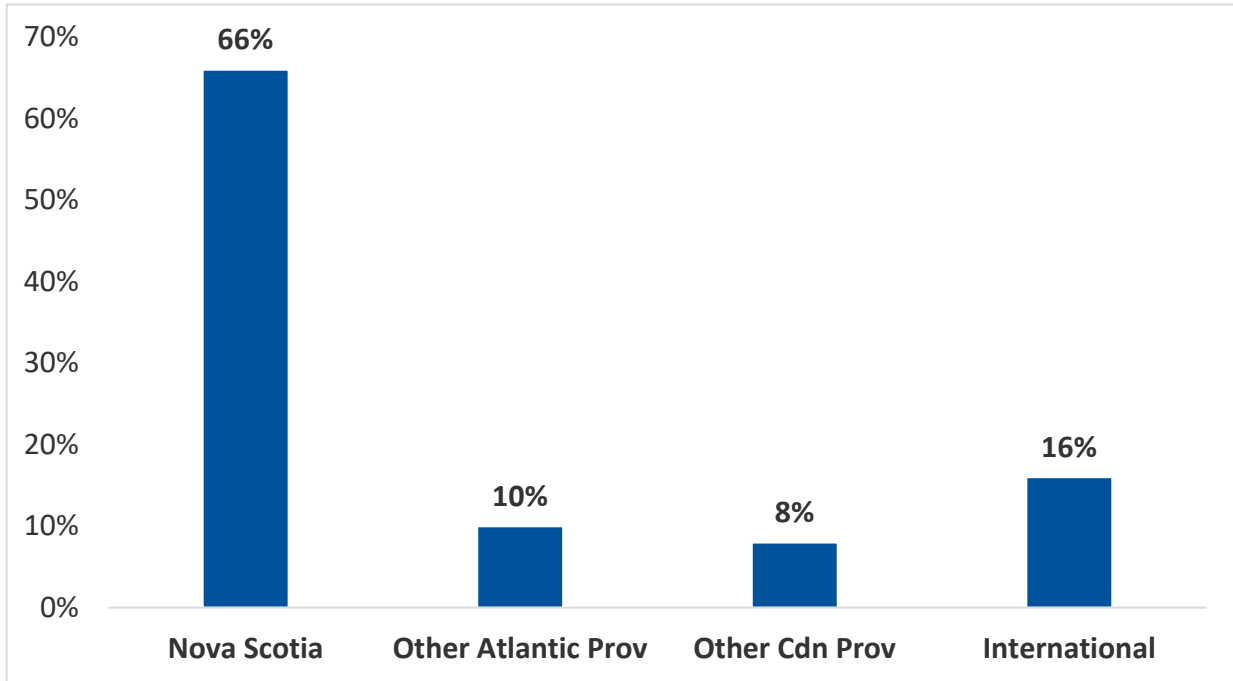
ENROLMENT BY GRADUATE DEGREE	#
Master of Arts	8
Master of Arts in Education	35
Master of Education	783
Master of Education in Curriculum Studies	28
Master of Arts School Psychology	15
Master of Arts in Research	1
Master of Applied Human Nutrition	27
Master of Science Applied Human Nutrition	22
Master of Public Relations	52
Master of Arts in Communication	14
Master of Family Studies and Gerontology	11
Master of Arts in Family Studies and Gerontology	11
Master of Child and Youth Study	17
PhD Education	25
Non degree	28
Visiting student- Masters	16
Visiting student- PhD	7

2018 Demographic Breakdown *(includes all academic levels)*

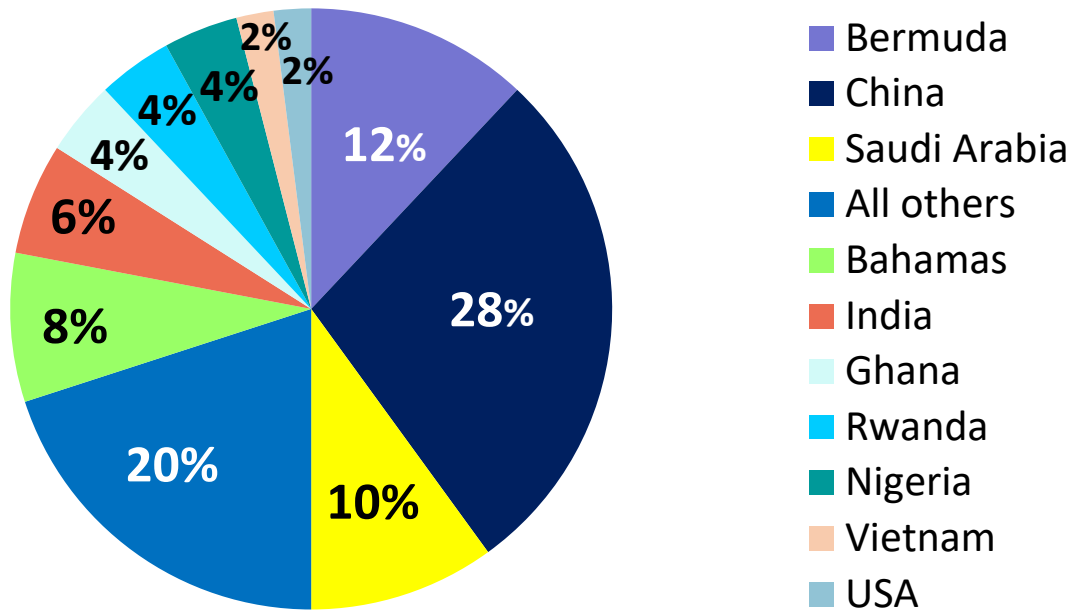
Gender



PERMANENT RESIDENCE

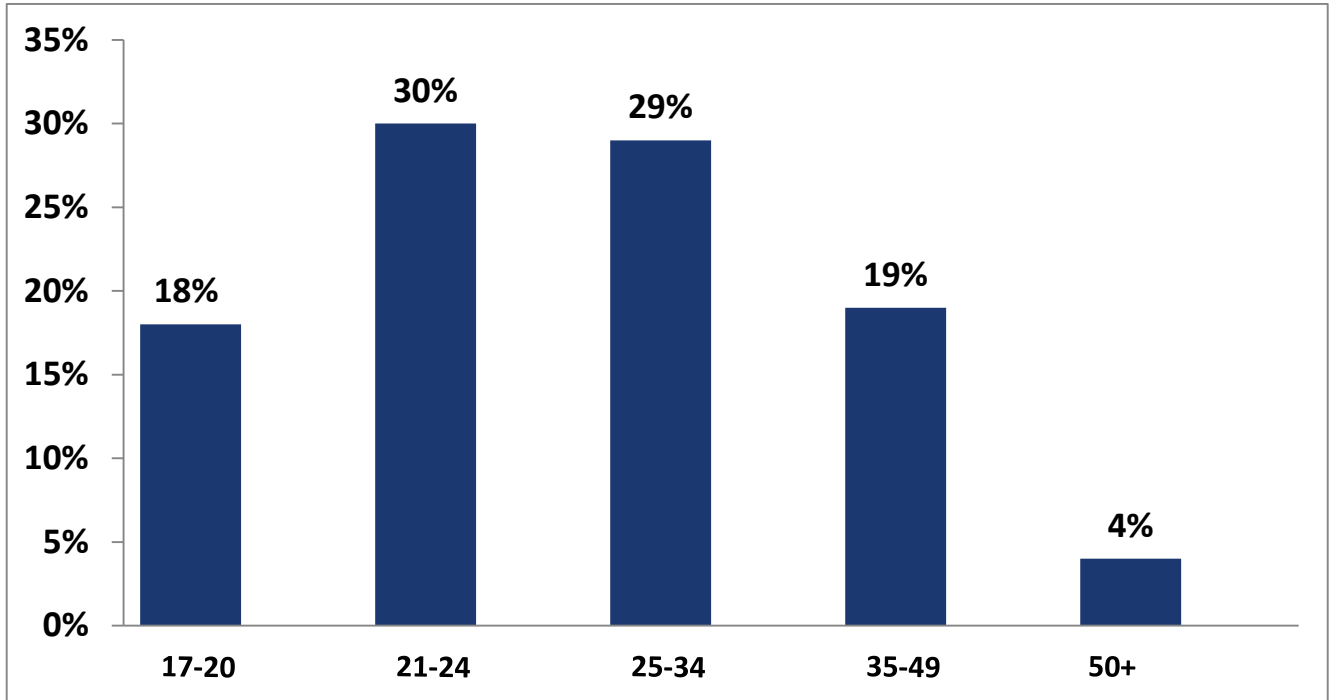


SOURCES OF INTERNATIONAL STUDENTS



**The Mount's international student population comes from 64 countries (Total 703).*

AGE DISTRIBUTION



CONVOCATION DATA (Data based on 2018 Spring and Fall convocations)

DEGREES/DIPLOMAS CONFERRED BY ACADEMIC LEVEL

ACADEMIC LEVEL	#	%
Undergraduate	536	56
Bachelor of Education	75	8
Graduate	341	36
TOTAL	952	100

DEGREES/DIPLOMAS CONFERRED	#
Bachelor of Education	75
Bachelor of Arts	98
Bachelor of Science	42
Bachelor of Applied Human Nutrition	60
Bachelor of Business Administration	177
Bachelor of Tourism and Hospitality Management	13
Bachelor of Public Relations	68
Bachelor of Child and Youth Study	54
Certificate/Diplomas	19
Master of Arts	2
Master of Arts in Education	8
Master of Education	241
Master of Arts in Family Studies and Gerontology	1
Master of Family Studies and Gerontology	5
Master of Education in Curriculum Studies	20
Master of Arts School Psychology	8
Master of Arts in Research	1
Master of Applied Human Nutrition	15
Master of Science Applied Human Nutrition	6
Master of Public Relations	17
Master of Arts in Communication	7
Master of Child and Youth Study	6