



Presents:

Learning Passport Program

Benefits of Participating

Gain Experiences Outside the Classroom

through attending workshops, panels, conferences, and tours, along with opportunities to network with peers, faculty, and industry professionals.



Earn Bonus Points

in your Business and Tourism courses



History & General Information

Origin

The program, launched in 2009, with the aim of providing our students (you) with opportunities outside of the classroom that provide value to academic learning and contribute to finding a career/job.

Name

Originally consisted of in-person activities. You would receive a 'passport' which was 'stamped' at each attended activity, giving rise to the program's name - The Learning Passport Program.

Winter 2024

Self-Enroll Moodle Site:

2024/WI The Learning Passport

Activities:

Hybrid, In-Person, and Online

Starts:

Tuesday, January 16th

Ends:

Wednesday, March 17th at 4pm

Activities

Hosted by:

- Dept of Business & Tourism
- Career Services
- Learning Strategist
- Library Information Services
- International Education Centre
- Centre for Women in Business
- Co-Operative Education
- You: Volunteer, Attend a related Event, or Interview a Leader

Step-by-Step Participation Guide

1

Self-enroll
in the LP Moodle Site.

Any student can earn LP bonus
points who are taking eligible
Business & Tourism course(s).

All students can participate for
learning purposes.

2

Complete the photo
release consent
agreement to gain full
access to the LP Moodle
site.

3

Read and understand
the rules.

Avoid missing out
on activity points or losing the
privilege to participate by
failing to follow the rules.

Step-by-Step Participation Guide

4

Plan your activities around your schedule.

There's lots to choose from.

Remember:
Don't miss a class to attend.

5

Attend the entire activity; arriving late or departing early won't earn you the activity point.

Ensure LP can verify your attendance:
Sign the attendance sheet or login using your own Mount email.

6

Complete and submit the survey related to the activity within 48 hours.

The survey will close after this time period.

It's crucial to submit surveys only for the activities you attend.

Step-by-Step Participation Guide

7

Receive an activity point.

View 'Grades' section on the LP Moodle site to view your activity points earned.

8

Any concerns & questions about your activity points must be received by LP before Reading Day.

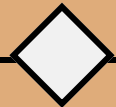
9

On Reading Day, your professors in all LP eligible business and tourism courses will be provided with your earned bonus points.

Avoid Confusion – Point definitions are:

ACTIVITY POINTS

are the points earned from attending an event, submitting a survey, & adhering to all LP rules.

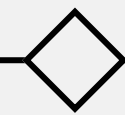


BONUS POINTS

are the points allocated to your grade in each of your business and tourism courses.

Note: Activity points do not equal bonus points.

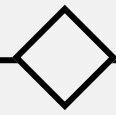
BONUS POINTS



1 Bonus Point

=

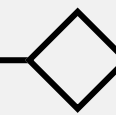
2 Activity Points



2 Bonus Points

=

3 Activity Points



3 Bonus Points

=

4 or more Activity Points

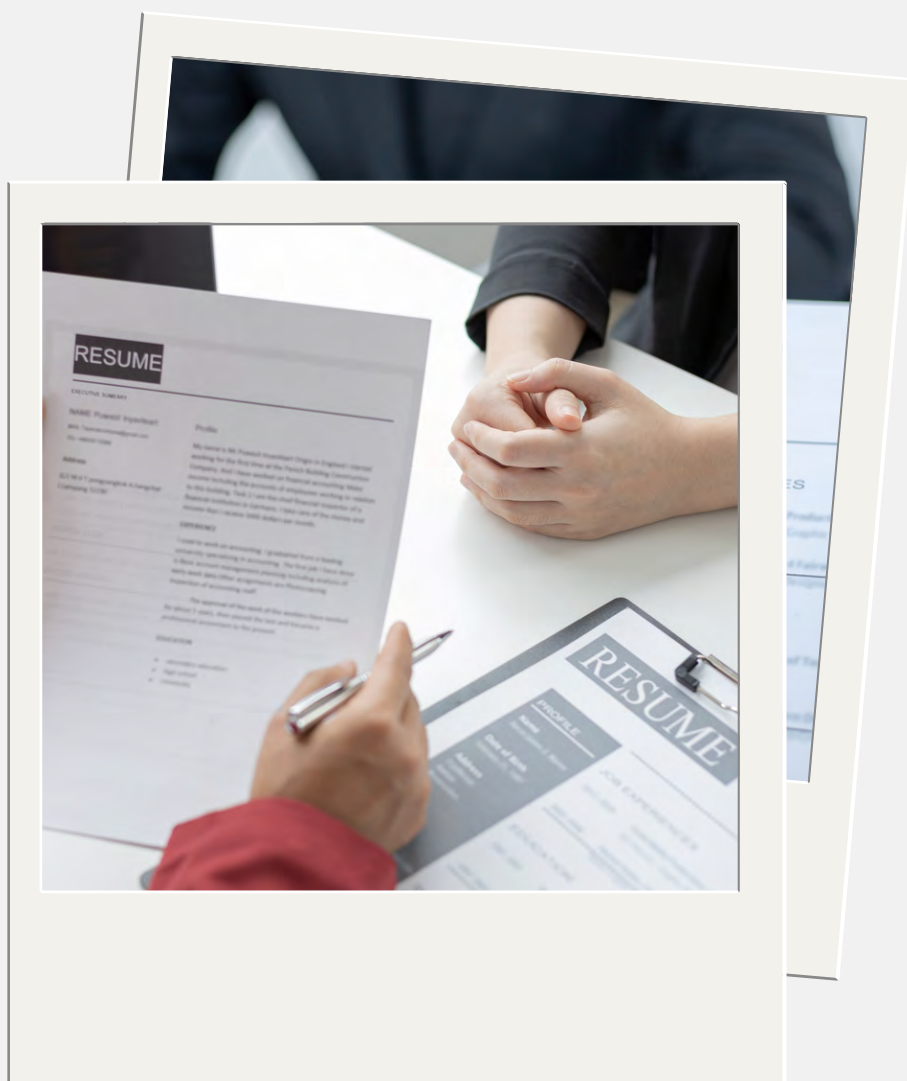


Bonus points won't change an F grade (fail) to a passing grade.




Avoid loss of bonus points or the privilege to participate in the LP program for failing to familiarize and adhere to program rules. This presentation does not include ALL rules.

Activities to watch out for in January




SHIFT, Jan 17th & 18th

Career Development for Students: Key-note speaker presentation & practice one-on-one Interviews are LP eligible.



Local Entrepreneur & Cultural Tourism Tour, Jan 26th

Visit Halifax Citadel & New Scotland Brewing Company

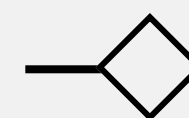


Caritas Day, Jan 31st

Along with Sisters of Charity, Volunteer and say thanks and give back to our community.



LEARNING PASSPORT PROGRAM



Sign-up and learn more about the program on the LP Moodle Site:

- History & General information
- Benefits of Participating
- Step-by-Step Participation Guide
- Eligible Courses
- Rules
- Activities & Surveys

THANK YOU

for your time today!

Feel free to contact us

Email: Learningpassport@msvu.ca

In-Person: McCain Building, Room 405N

FOLLOW US



MSVU Business
& Tourism
Department



@MSVUBusiTour



@MSVUBusiTour



@MSVUBusiTour