



A Portrait of Co-operatives and Credit Unions in Atlantic Canada

Luc Theriault, Ron Skibbens and Leslie Brown

Mobilization Symposium – Session 4

The Battery Hotel and Conference Centre, St. John's., NL, October 18, 2008

Social Economy and
Sustainability Research Network



Partenariat sur l'économie
sociale et la durabilité



Social Sciences and Humanities
Research Council of Canada

Conseil de recherches en
sciences humaines du Canada

Canada

Acknowledgements

**The Institute for Social Research (York University)
and**

Business New Brunswick

Community Counts Division, NS Department of Finance

Co-operatives Secretariat, Government of Canada

Department of Innovation, Trade & Rural Development, NL

Conseil acadien de la coopération

Mount Saint Vincent University

Office of the Attorney General, PEI

Service Nova Scotia & Municipal Relations, Co-operatives Branch

University of New Brunswick

Purposes of the Survey

- Develop lists of all co-ops and credit unions in the 4 Atlantic Provinces.
- Categorize the types of work the co-ops are doing.
- Document their contribution to the community.
- Explore financial issues.
- Provide an up-dated portrait.
- Inform public policy.

Major Phases of the Survey

- Decisions (November 2005 to June 2006).
- Preparation of lists and instrument, ethics applications (August 2006 to February 2007).
- Pre-testing and Translation (March 2007).
- Data collection (April to October 2007).
- Cleaning, Statistical Analysis, GIS and Report Writing (August 2007 to May 2008).
- Dissemination (June 2008 - current).

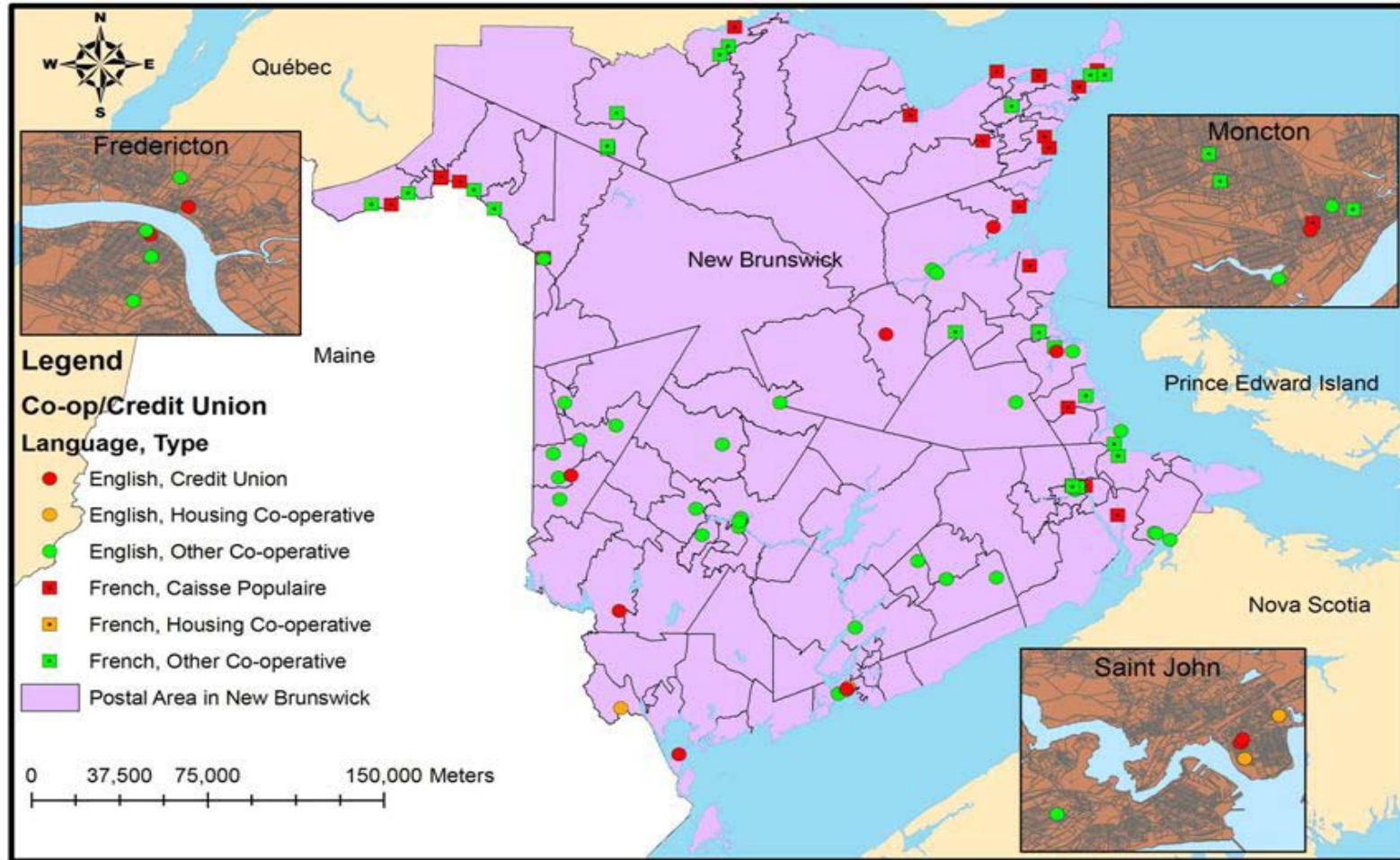
Structure of the Questionnaire

- A: Information About Your Organization
(6 questions)**
- B: Membership (7 questions)**
- C: Board of Directors and Volunteers (9 questions)**
- D: Revenue and Expenditures (6 questions)**
- E: Human Resources (4 questions)**
- F: Contribution to the Community (6 questions)**
- G: The Seven International Principles of co-ops
(4 questions)**
- H: Additional Information (3 questions)**

Response Rates

- OVERALL: 43.1% (296 out of 686)
- Co-ops: 44.3%
- Housing co-ops: 29.2%
- Financial co-ops: 56.0%
- New Brunswick: 54.2%
- Newfoundland: 31.1%
- Nova Scotia: 40.4%
- PEI: 39.8%
- English: 41.6%
- French: 50.9%

Responding Organizations – NB 2007



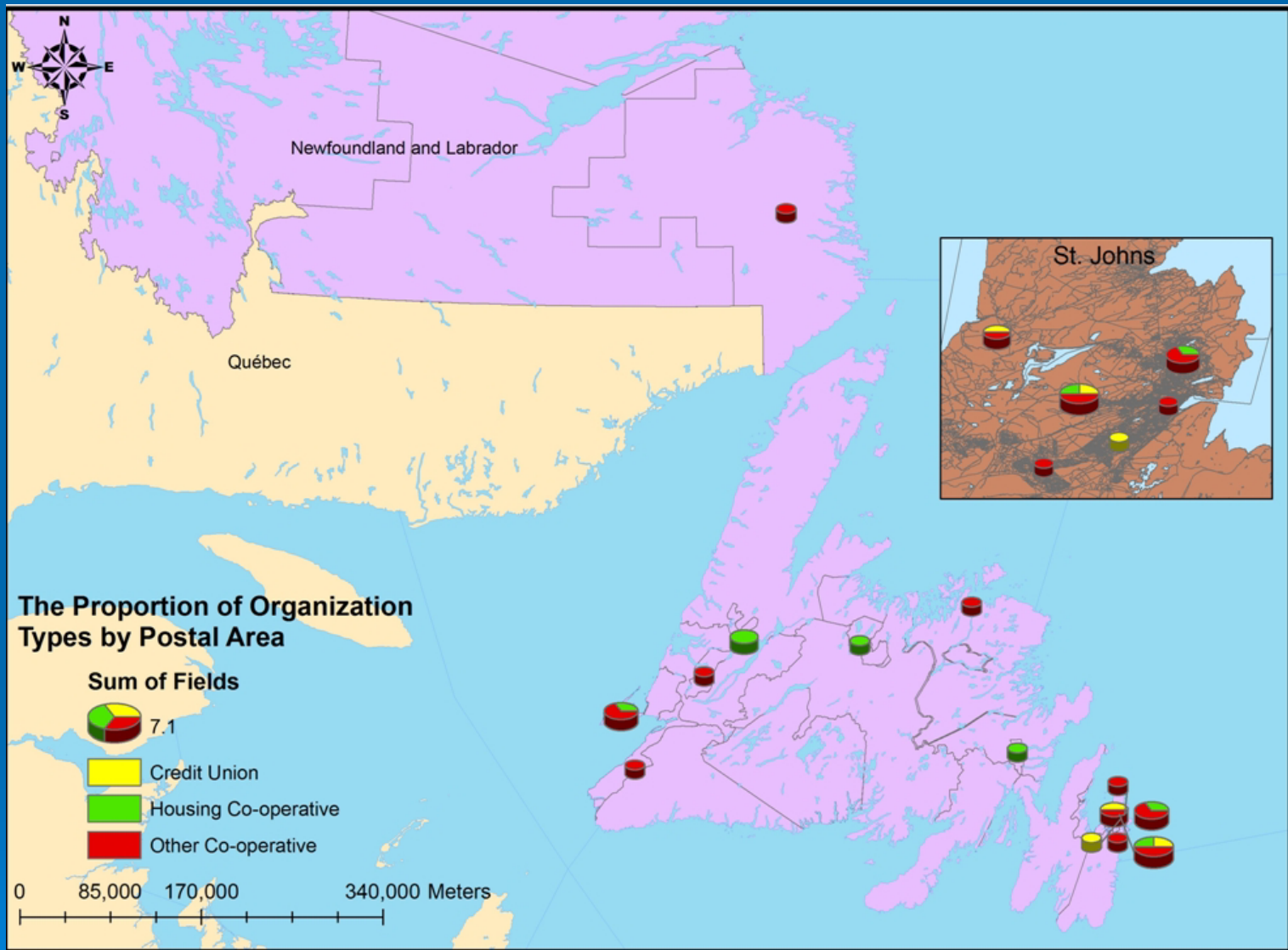
Type, Province, Language

- Co-ops: 65.9%
- Housing co-ops: 13.5%
- Financial co-ops: 20.6%

- New Brunswick: 35.1%
- Newfoundland: 7.8%
- Nova Scotia: 44.6%
- PEI: 12.5%

- English: 80.1%
- French: 19.9%

Proportion and Type of Organizations – NL, 2007

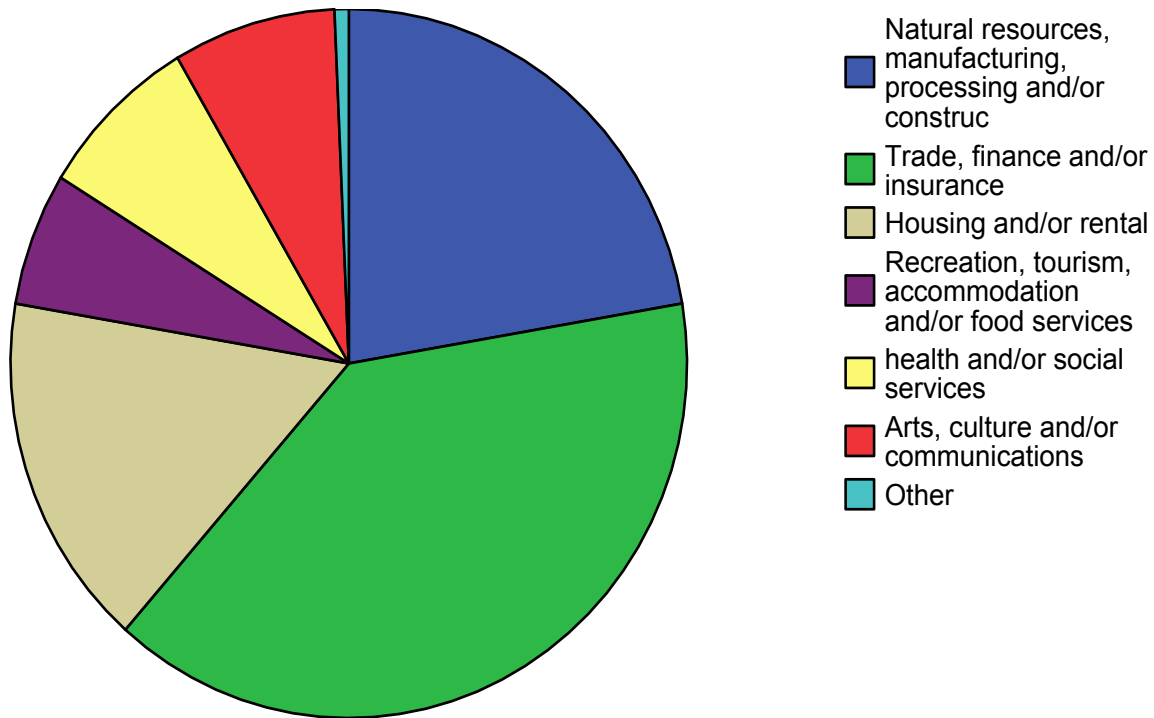


Basic Profile

➤ Years in Business:

- ALL: 33 Years
- Financial co-ops: 58 years

What is the MAIN area of activity of your organisation?



Membership in Federations or Associations (N=245)

Top Federations or Associations of Co-operatives	No. of Memberships	% of all Memberships
• Nova Scotia Co-op Council	78	18.2%
• Co-op Atlantic	53	12.4%
• Co-operative Housing Federation of Canada	36	8.4%
• Canadian Co-operative Association	31	7.2%
• Credit Union Central of Nova Scotia	31	7.2%
• Caisses Populaires Acadiennes	28	6.5%
• Other Federations or Associations	171	40.1%
Total	428	100%

Missing: 51.

Co-op Members

(N=245)

Province	Cumulative Number of Membership	# of Responding Co-ops
NB	261,049	97
NL	39,575	23
NS	141,823	125
PEI	86,350	35
Total	528,797	280

Missing: 16

- **Median Number per co-op: 100**
- **Average Number per co-op: 1,888**
- **Maximum Number in a co-op: 30,000**
- **20% of co-ops have 16 members or less!**

AGM and Other Meetings

(Life of the Association)

- 96% of co-ops held an AGM last year.
- In 97% of AGM there was quorum and in 96% of AGM a financial report (or audit) was adopted.
- In 50% of AGM, 25% of the membership or less attended.
- On average, co-operatives held two other meetings last year beside the AGM.

Board of Directors

➤ Typical Board:

- 7 or 9 members.
- 9 meetings per year.
- 24% of Boards offer some financial compensation.
- 95% have no members from First Nations.
- 87% have no members with a disability.
- 75% have no youth members (< 30 years old).
- 14% have no women members.

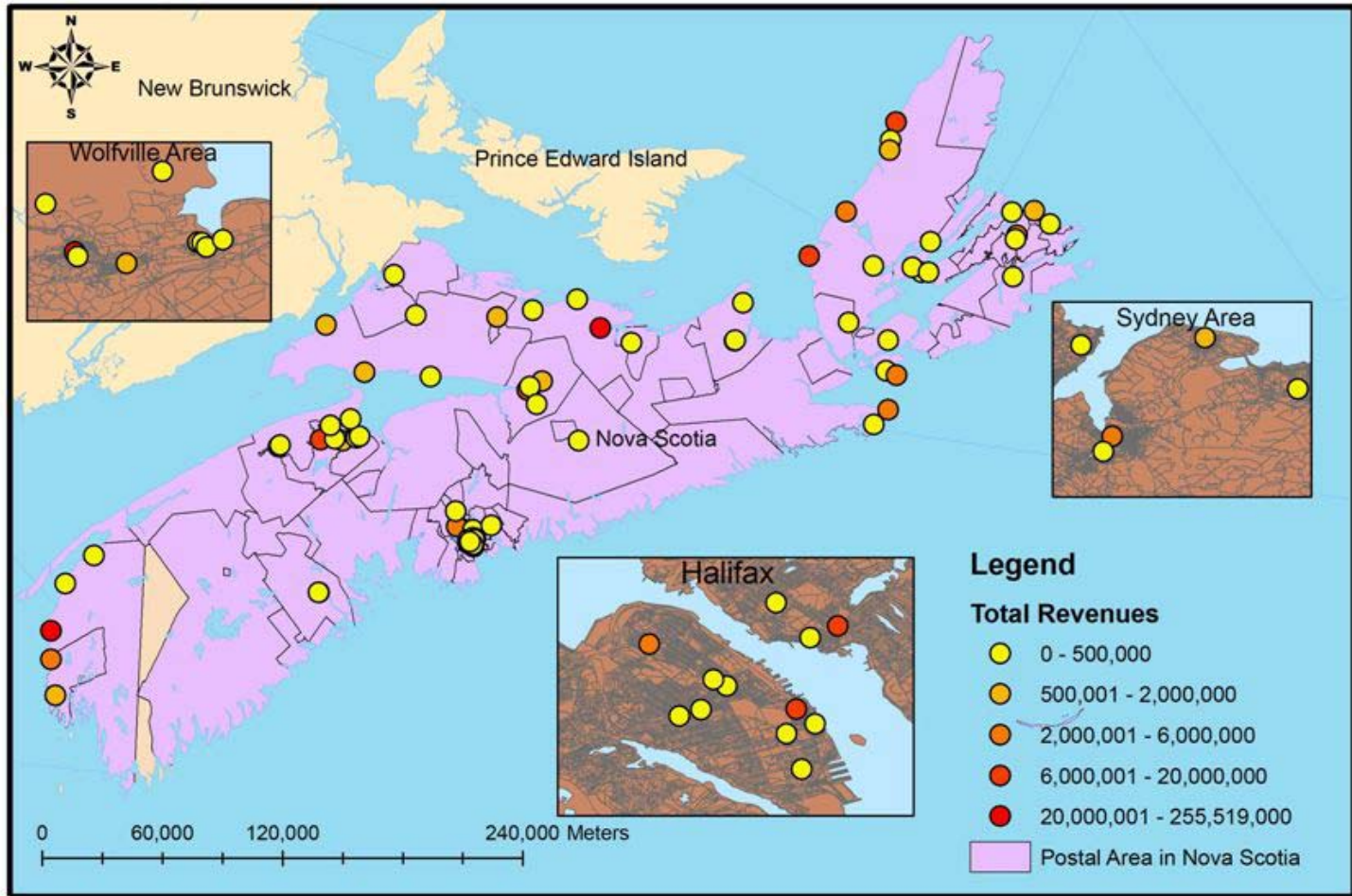
Use of (unpaid) Volunteers (Other than on the Board)

- **55% of co-ops use some volunteers.**
- **Use of volunteers is highest in housing co-ops (82%) and lowest in financial co-ops (39%).**

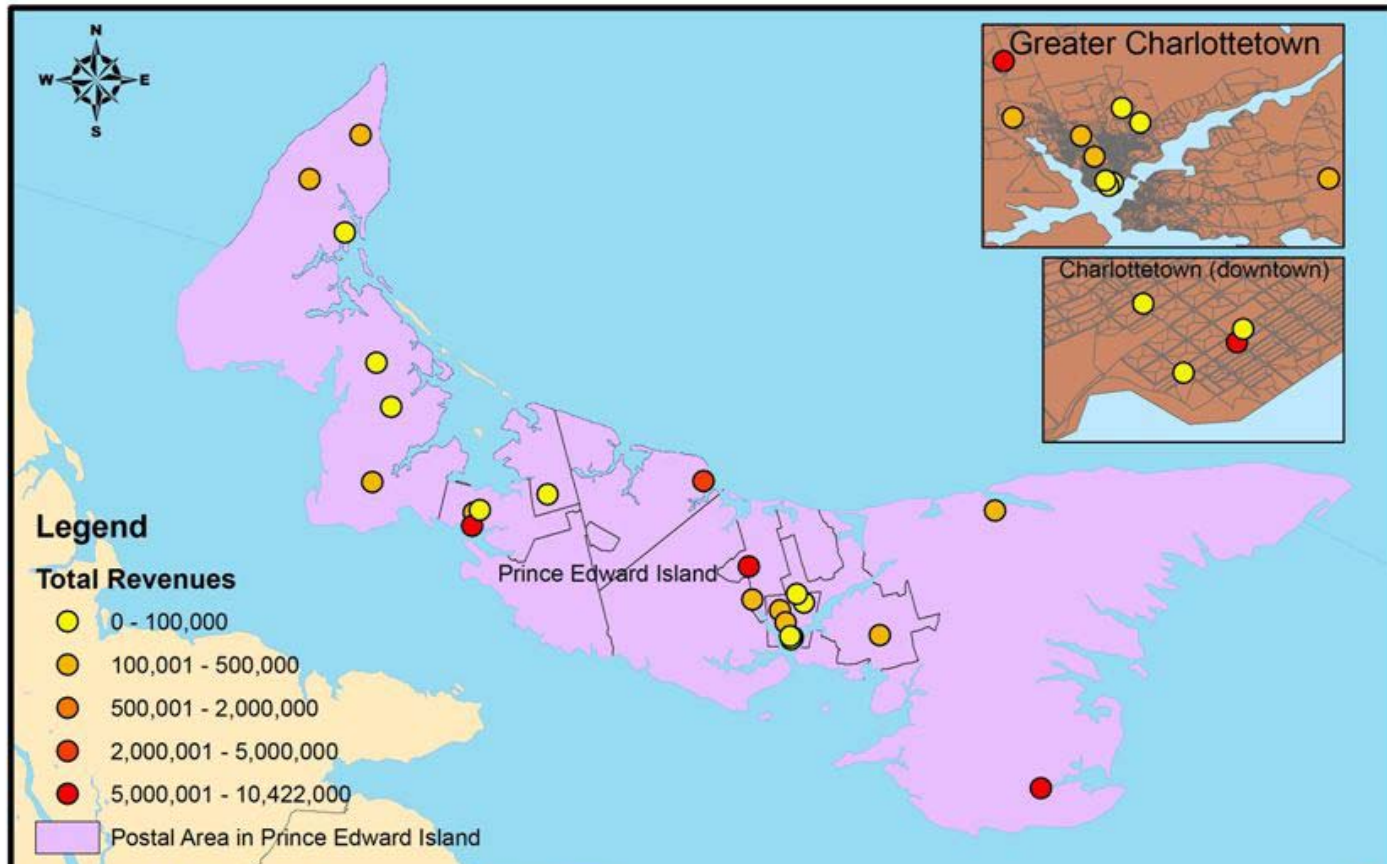
Revenues & Expenditures

Breakdowns	Median Revenues	Median Expenditures
All co-operatives (N=228 & 220)	\$437,050	\$343,017
Co-operatives (n=152 & 143)	\$246,181	\$168,203
Housing Co-operatives (n=22)	\$193,066	\$188,738
Credit Unions/Caisses Populaires (n=54 & 55) ✓	\$2,615,535	\$2,450,451
Co-operatives using English (n=184 & 179)	\$312,809	\$258,284
Co-operatives using French (n=44 & 41) ✓	\$2,882,500	\$2,073,977
New Brunswick (n=85 & 79) ✓	\$715,000	\$568,364
Newfoundland & Labrador (n=18 & 18)	\$1,6510,00	\$1,291,849
Nova Scotia (n=96 & 96)	\$281,046	\$206,228
P.E.I.(n=29 & 27)	\$179,324	\$108,625

Revenues of Organizations – NS, 2007



Revenues of Organizations – PEI, 2007



Paid Employees

(Approximately 40% are full-time and 60% are part-time)

- Median number: 3
- Maximum number: 750
- Average number: 23.5
- 2/3 of co-ops have 10 employees or less...

Province	Cumulative Number of Employees	# of Co-ops Responding
NB	2,887	99
NL	806	23
NS	2,524	130
PEI	600	37
Total	6,817	289

Missing: 7

Contribution to the Community

- **Monetary donations: 59% of co-ops**
 - Median amount given in 2006: \$3,000
 - 145 co-ops donating over \$2,771,000
- **Donations of goods/material: 36% of co-ops**
 - Median dollar value in 2006: \$1,750
- **Donation of professional services: 17% of co-ops (mostly financial co-ops)**
 - Median dollar value in 2006: \$2,000
- **Other support: 41% of co-ops**

Collaboration with other Co-ops

(N=277)

Collaboration with other co-operatives, credit unions or caisses populaires	Co-op	Housing Co-ops	Credit Union / Caisse Populaire	Total
No collaboration	34.6%	26.5%	1.6%	26.4%
Small amount of collaboration	30.2%	32.4%	16.4%	27.4%
Moderate amount of collaboration	18.1%	38.2%	36.1%	24.5%
A lot of collaboration	17.0%	29%	45.9%	21.7%
Total	100%	100%	100%	100%

Missing: 19. Chi-square=55.17, d.f.=6, Carmer's V=0.32, p<0.001.

7 Principles of Co-operation

- Principles are well-known:
 - 2/3 of co-ops are “aware” or “very aware.”
- For 69% of co-ops, adherence to the principles is “not a problem.”
- However, education of the public (32%) and participation in policy development (18%) are still not common.

Multiple Bottom-lines Reporting

- **Social Impacts Reporting: 39%**
- **Environmental Impacts Reporting: 18%**

Conclusion

- The study offers up-dated information on co-ops in Atlantic Canada
- Given the results...
 - importance for governments to pay increasing attention to the activities of co-ops
 - institute policies and regulations that are adapted to, and helpful for, the co-op sector in the region
- **THANK YOU !**
- luct@unb.ca

APPENDIX

Response vs. Non-Response: Comparing Distributions

	Response	Non-Response
Co-ops (other)	65.9%	62.2%
Housing Co-ops	13.5%	25.3%
Financial Co-ops	20.6%	12.5%
NB	35.1%	22.9%
NL	7.8%	13.3%
NS	44.6%	49.7%
PEI	12.5%	14.1%
English	80.1%	84.8%
French	19.9%	15.2%