



*The Nonprofit and Voluntary  
Sector in Atlantic Canada*

REGIONAL HIGHLIGHTS OF THE NATIONAL SURVEY OF  
NONPROFIT AND VOLUNTARY ORGANIZATIONS

AUTHOR:

PENELOPE M. ROWE

Imagine  Canada  
Give. Volunteer. Engage.  
Donner. S'engager. Agir.

 Community Services Council  
Newfoundland and Labrador  
[www.enVision.ca](http://www.enVision.ca)

Mapping the voluntary  
and non profit sector in  
Atlantic Canada

Presentation  
SES Team Meeting  
St. John's NL  
October 18 2008

**Penelope M. Rowe**  
**Chief Executive Officer**  
**Community Services Council**  
**Newfoundland and Labrador**

# Community Services Council Newfoundland and Labrador

A registered charity, founded in 1976, CSC's goal is a prosperous and inclusive society. Our mission is to:

- encourage citizen engagement
- promote the integration of social and economic development
- provide leadership in shaping public policies

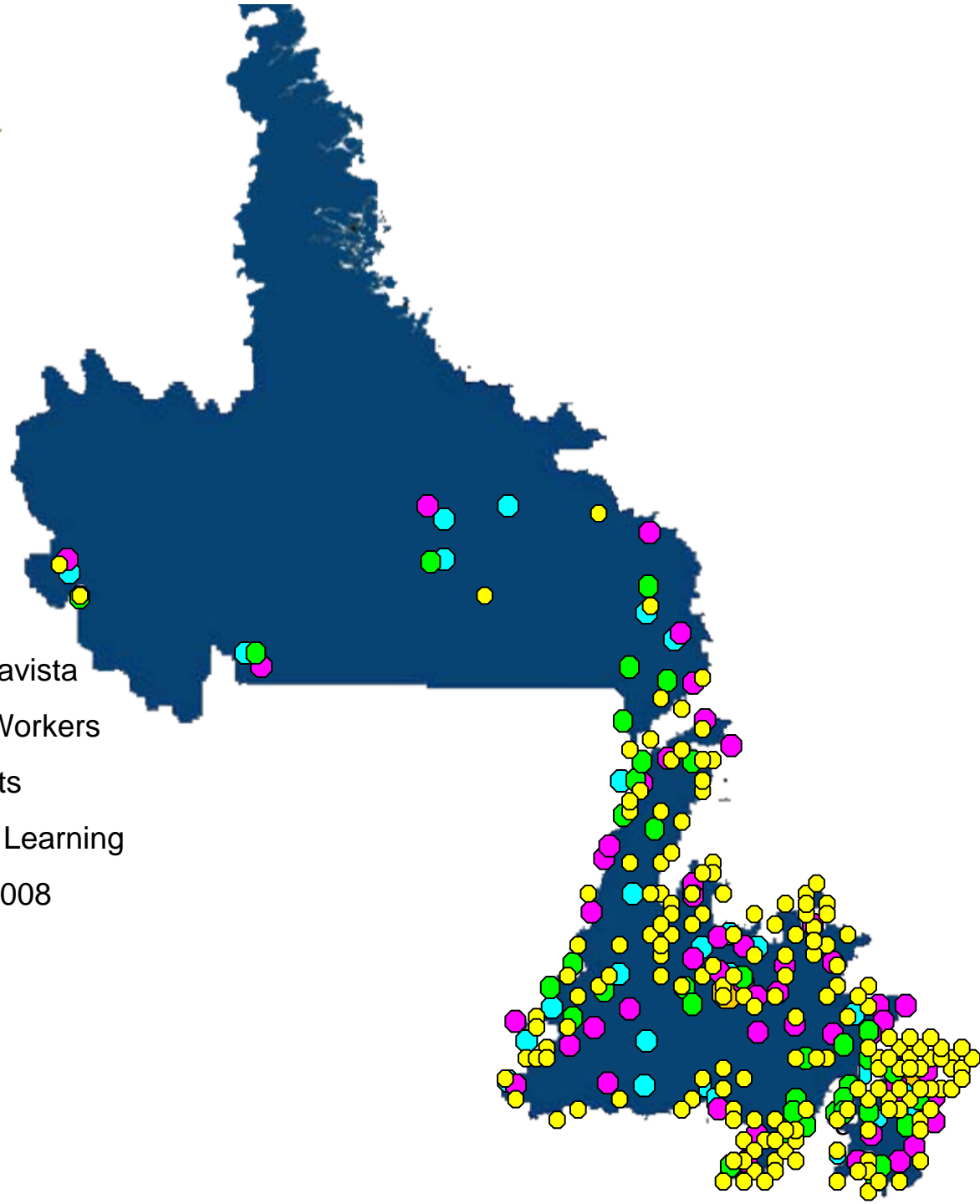
We achieve this by:






- connecting and convening voluntary, nonprofit organizations
- cultivating collaboration with governments and private sector
- acting as a catalyst and incubator, triggering innovative responses
- pioneering programs
- building networks and alliances
- research and dialogue
- harnessing the power of technology



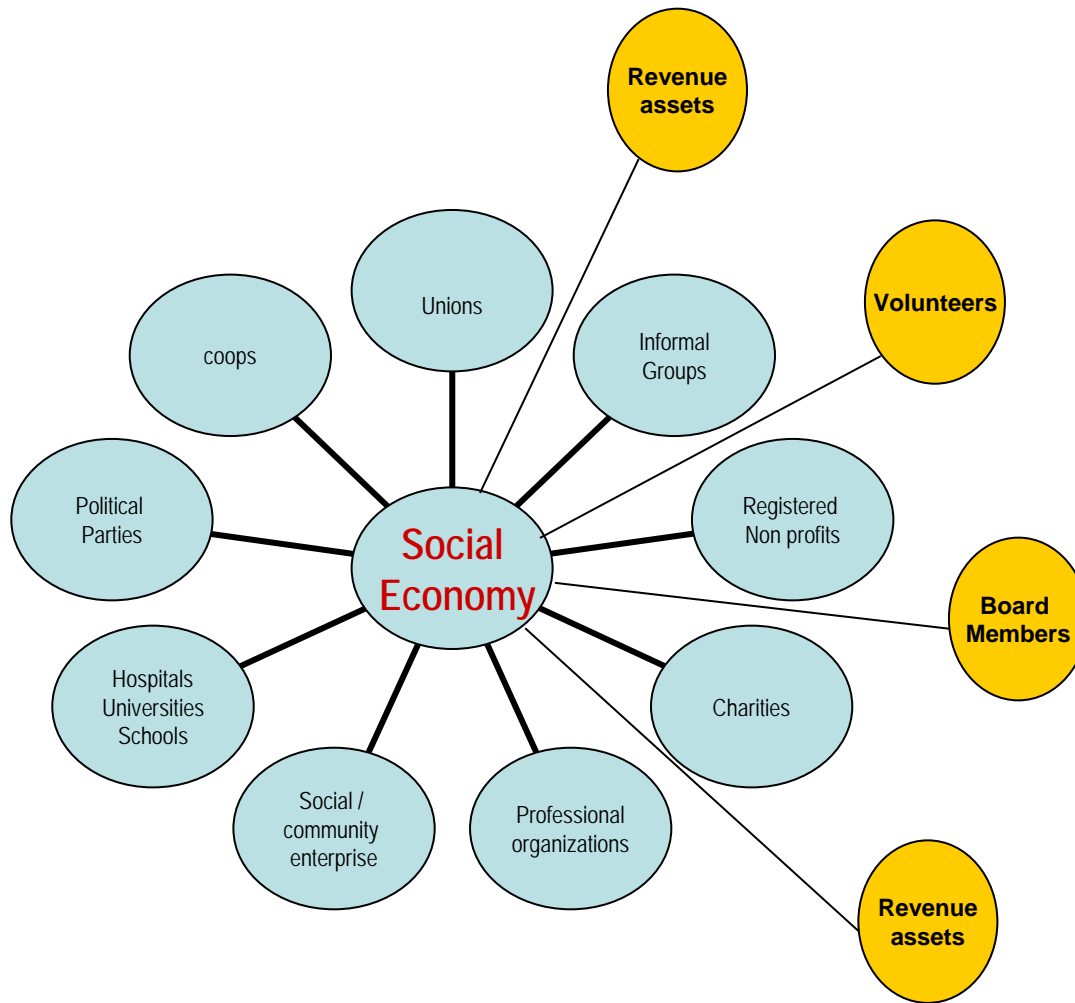
Community Services Council  
Newfoundland and Labrador

[www.enVision.ca](http://www.enVision.ca)



-  CSC offices: St. John's, Gander, Bonavista
-  Employees / Placements / Regional Workers
-  Roundtables, Forums and other events
-  Skills Development / Training, Online Learning
-  Student Work and Service Program 2008

- ✓ 531 Placements
- ✓ 475 Organizations
- ✓ 186 Communities



**The voluntary non profit sector**  
**Economic > Social > Cultural > Environmental**  
**Community profits - No personal profit**

***... one of three pillars of society...***

Source: P. M. Rowe

# National Survey of Nonprofit and Voluntary Organizations

Survey conducted in 2003

## Research Consortium

- Capacity Development Network, University of Victoria
- Canada West Foundation
- Secretariat on Voluntary Sector Sustainability, Manitoba Voluntary Sector Initiative
- l'Alliance de recherche universités-communautés en économie sociale, Université du Québec à Montréal
- Canadian Council on Social Development
- School of Policy Studies, Queen's University
- Community Services Council Newfoundland and Labrador
- Statistics Canada
- Canadian Centre for Philanthropy (now Imagine)

# Methodology

- telephone interviews with 13,000 nonprofit and voluntary organizations conducted in 2003 by Statistics Canada
- incorporated or registered with provincial, territorial, or federal governments including charities and foundations, some cooperatives
- sample includes hospitals, universities and some schools
- data weighted to provide national and regional information

# Survey Mapped the Sector in Canada

## Key Questions

- How many non profit/ voluntary organizations are there?
- In what areas do they operate?
- How many Canadians do they involve in their activities?
- What financial resources do they rely on?
- What challenges are they facing?
- What regional variations exist?
- What are differences between large & small organizations

# Overview of Sector In Atlantic Canada

- ✓ Groups primarily serve the general public and offer no special support to members
- ✓ 48% have no paid employees
- ✓ Over half largely reliant on earned income (as opposed to government sources)
- ✓ Almost half of groups operate with annual revenues under \$30,000

# Overview of Sector In Atlantic Canada

- ✓ Operating in a dynamic environment but lack of financial and human resources to adapt to change
- ✓ Coordinated effort required to refuel sector
- ✓ Sector not nearly as dependent on government funding as generally perceived
  - ✓ AC groups on average receive smaller portion of funds from government than Canadian average
- ✓ Corporate contributions are lower in Atlantic Canada
- ✓ Striking divide between large and small
- ✓ Notion of volunteers in abundance has been challenged

# A significant presence

## Atlantic Region

- 12,900 organizations
- 64% are registered charities
- employs 106,000 people
- 127,000,000 volunteer hours per year (equivalent to 66,000 full-time jobs)
- 435 Million in individual donations
- \$5.7 billion annual revenues
  - 4.3 billion (minus Hospital, Universities, Schools)

## Canada

- 161,000 organizations
- 50% are registered charities
- 2 million people
- 2 billion + volunteer hours
- \$8 billion in individual donations
- \$112 billion in annual revenues

# Volunteers in Atlantic Canada

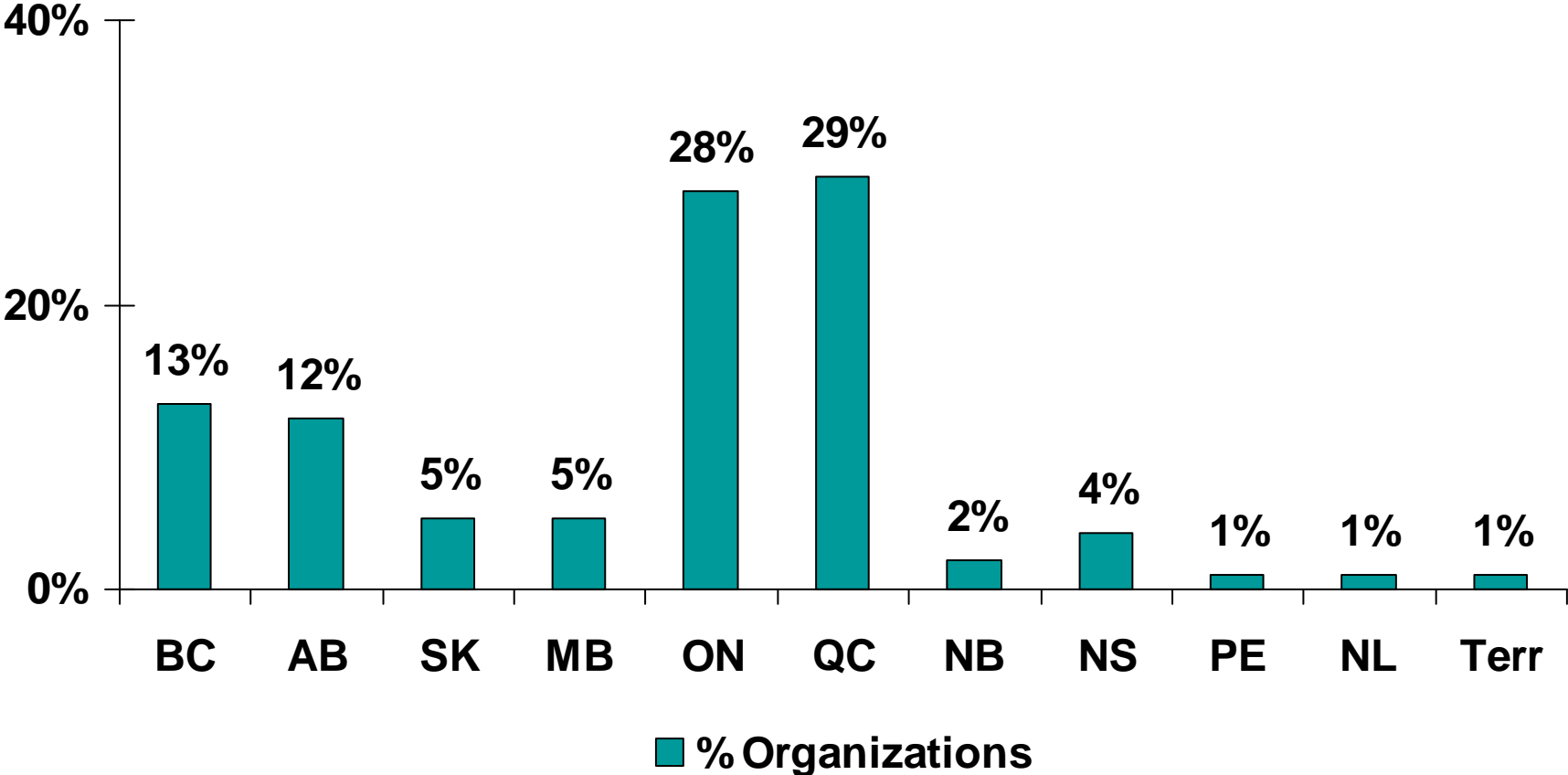
- Most organizations do not highly reliant on volunteers other than board members
  - 17% of groups indicate no reliance on other volunteers
- 11% of are board members (7% in CA)
- Almost half associated with larger organizations (annual revenue of 250K +)
- 5% of all volunteers in Canada - lower number of volunteers than population would indicate

# Organizations by Province

Province	Number of organizations	Percentage registered as charities	Percent of total groups in Canada	Number of groups to 100,000 population
New Brunswick	3,890	68%	2.4%	519
Prince Edward Island	943	59%	0.6%	683
Nova Scotia	5,829	65%	3.6%	622
Newfoundland and Labrador	2,219	57%	1.4%	427
Atlantic Region	12,882	64%	8%	549
Canada	161,227	56%	100%	508

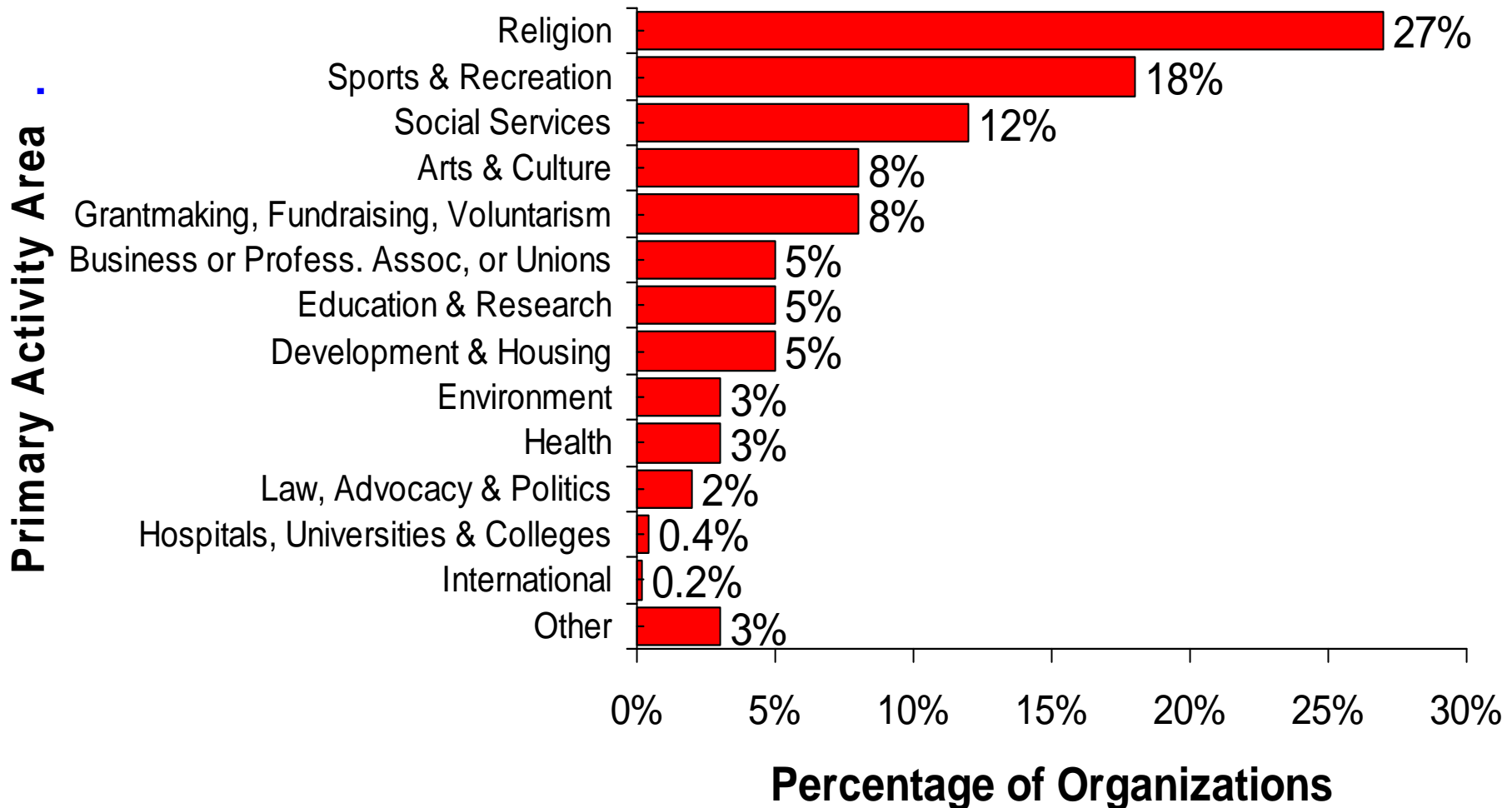
Source: *The Nonprofit and Voluntary Sector in Atlantic Canada: Regional Highlights from the National Survey of Nonprofit and Voluntary Organizations, 2006*

# Geographic Distribution in Canada



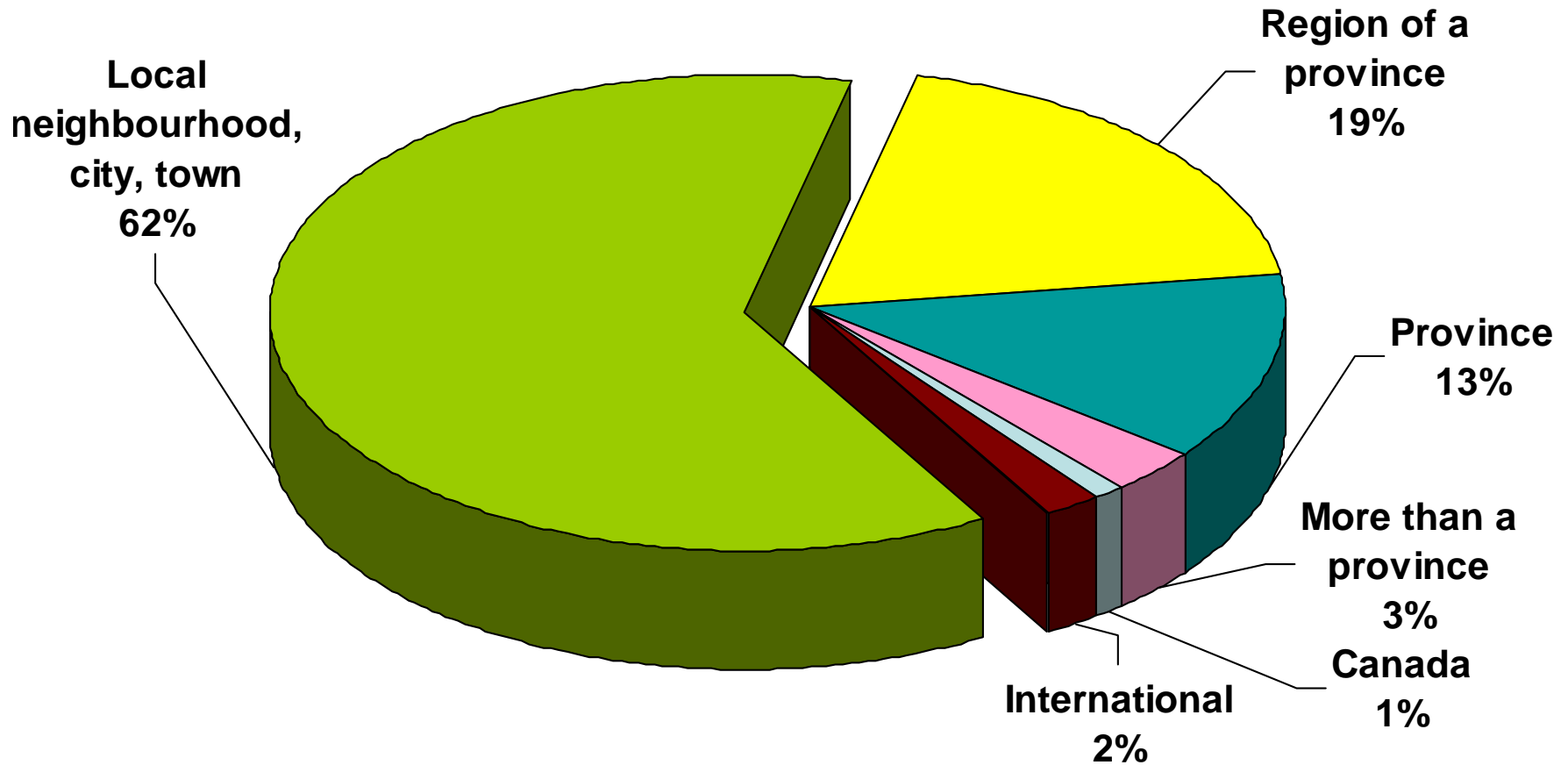
Source: *The Nonprofit and Voluntary Sector in Atlantic Canada: Regional Highlights from the National Survey of Nonprofit and Voluntary Organizations, 2006*

# Categories of Organizations - Atlantic

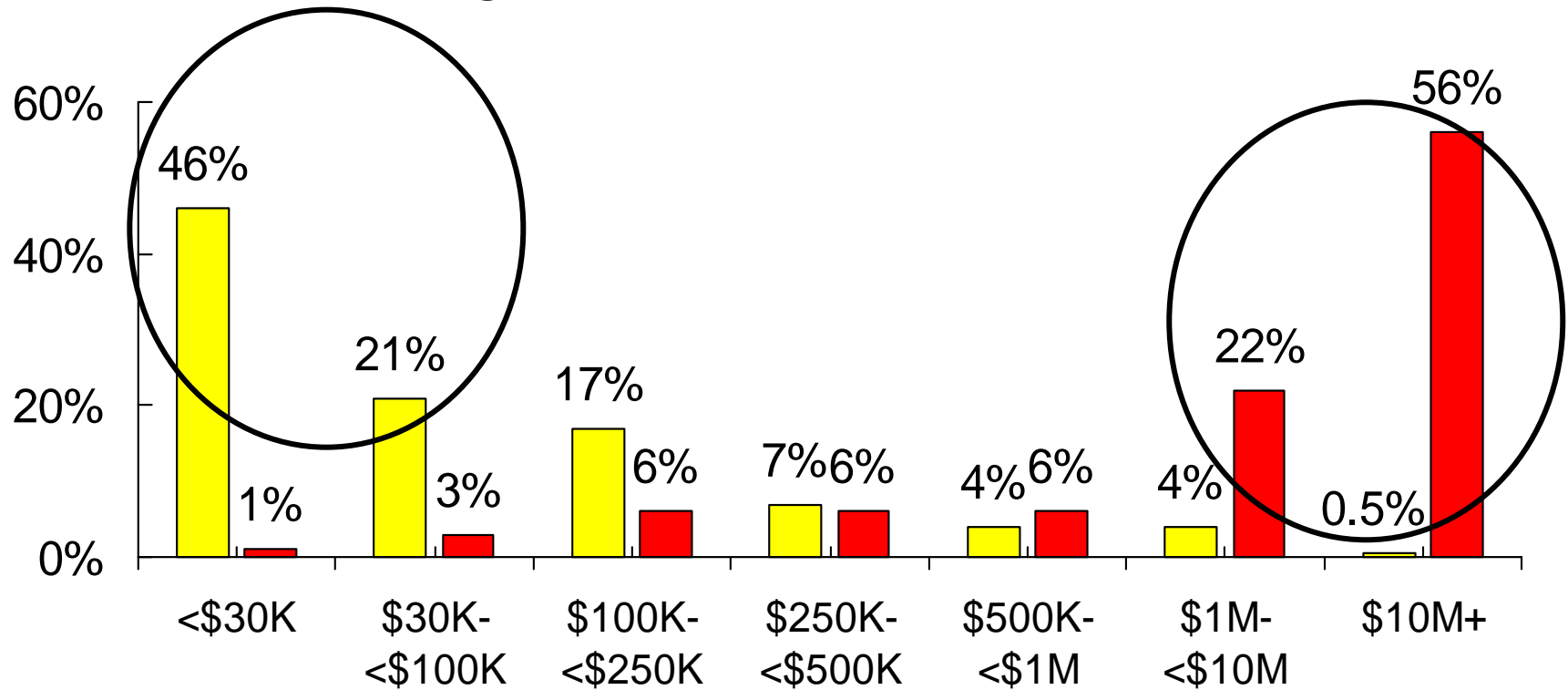


# Geographic Area Served - Atlantic

geographic area primarily served



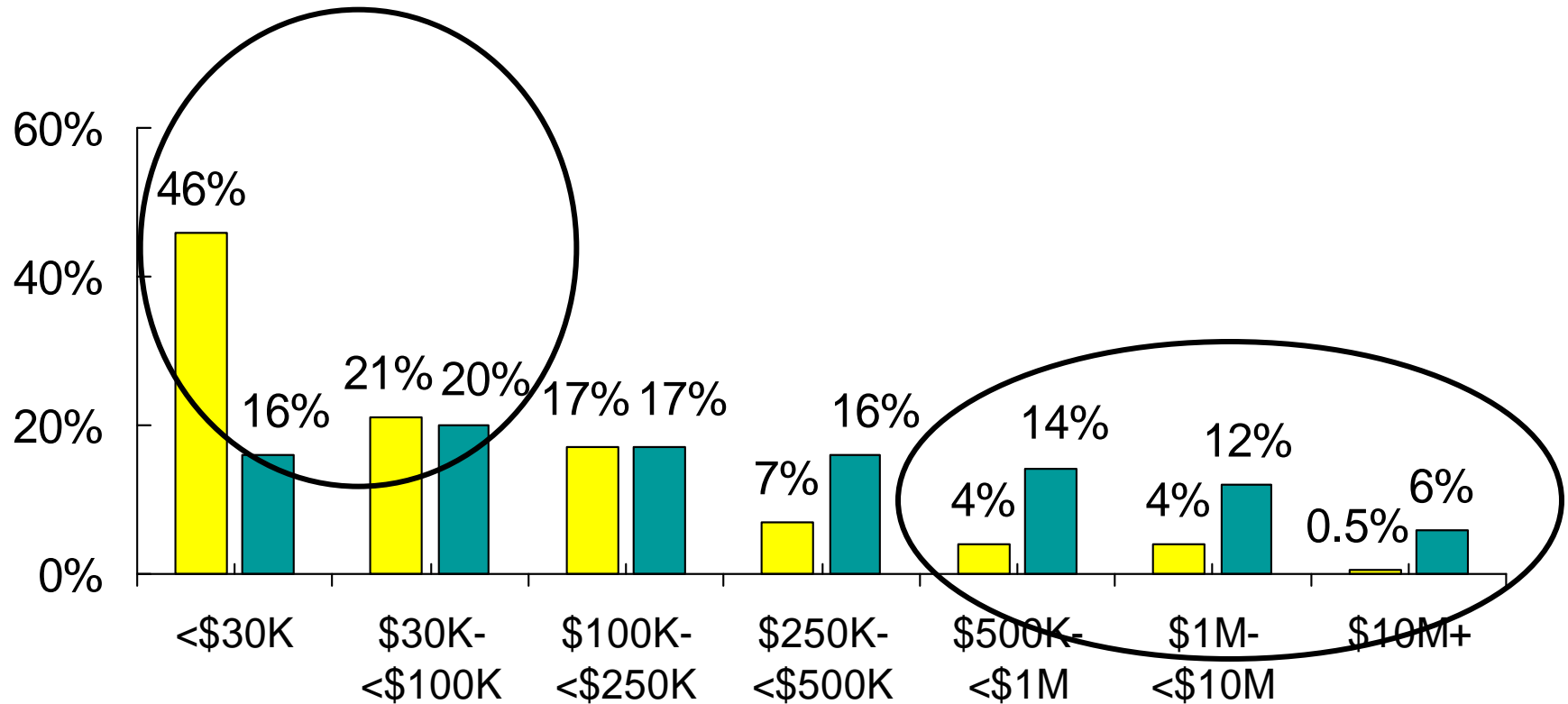
# Distribution of Revenues by Size of Organization - Atlantic



Size of Organization (Total Annual Revenues)

■ % Organizations ■ % Total Revenues

# Distribution of Volunteers by Size of Organization Atlantic

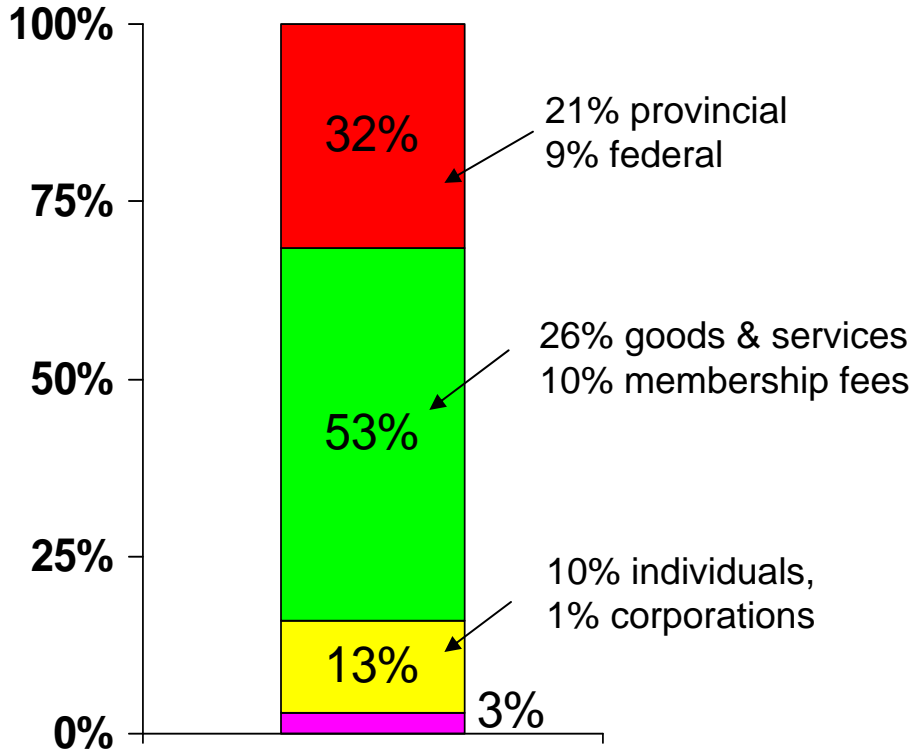


**Size of Organization (Total Annual Revenues)**

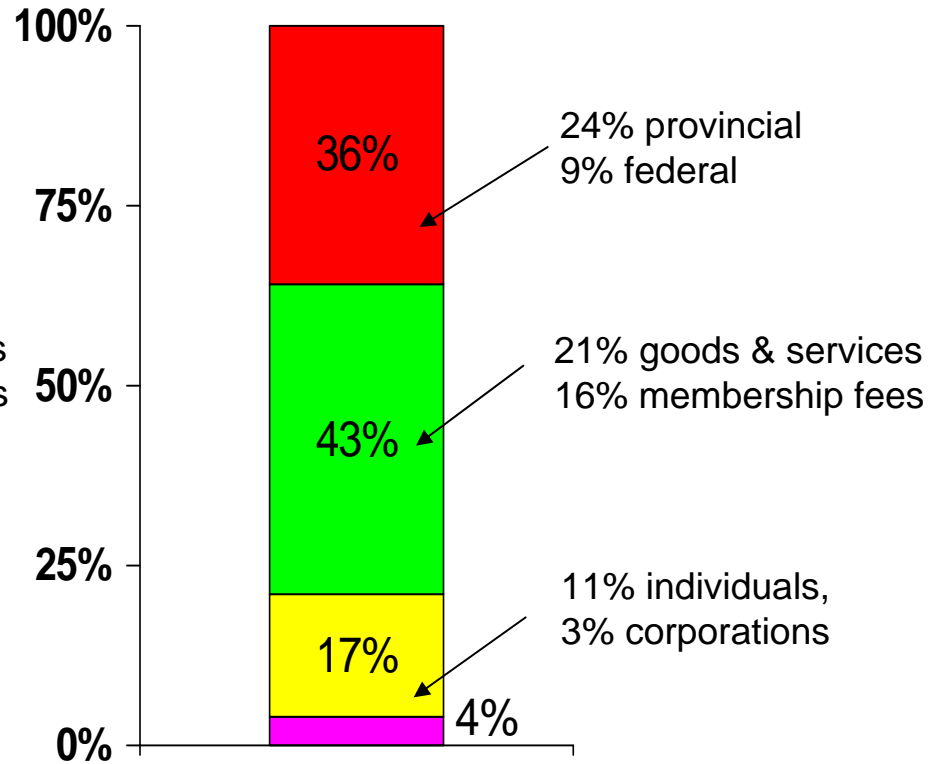
**■ % Organizations ■ % Total Volunteers**

# Sources of Revenue

## Atlantic



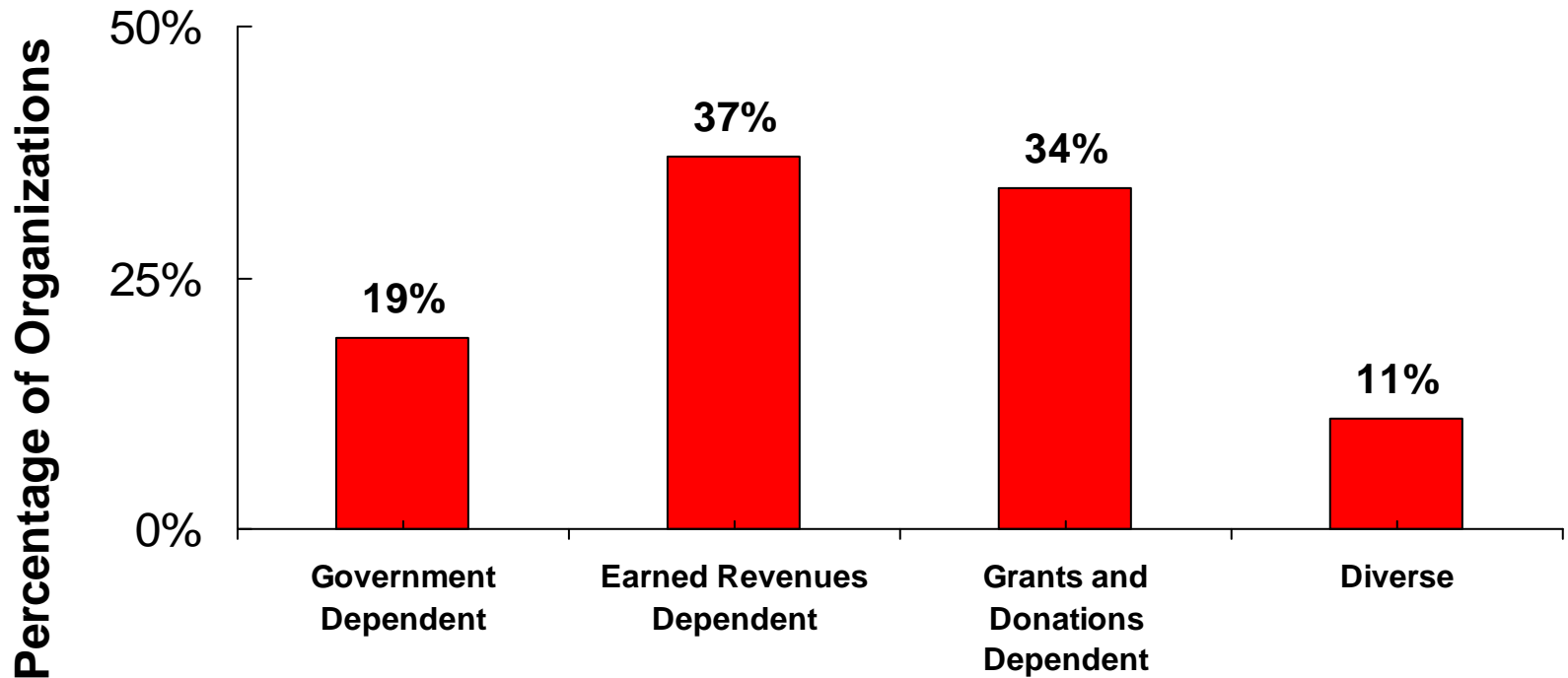
## Canada



Excluding Hospitals, Colleges and Universities

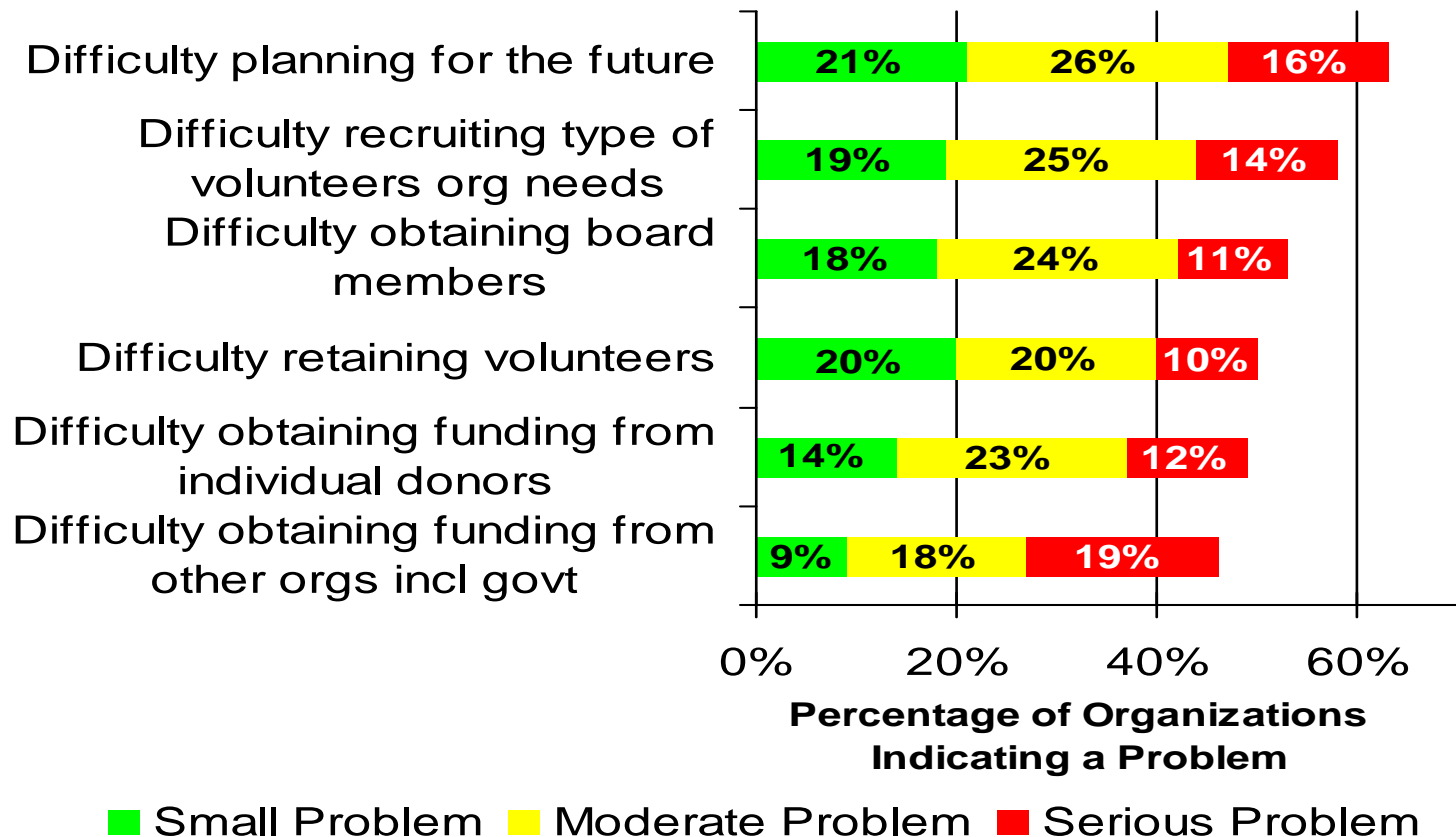
■ **Government**
■ **Earned Income**
■ **Donations and Grants**
■ **Other**

# Distribution of Organizations By Revenue Dependence\* - Atlantic

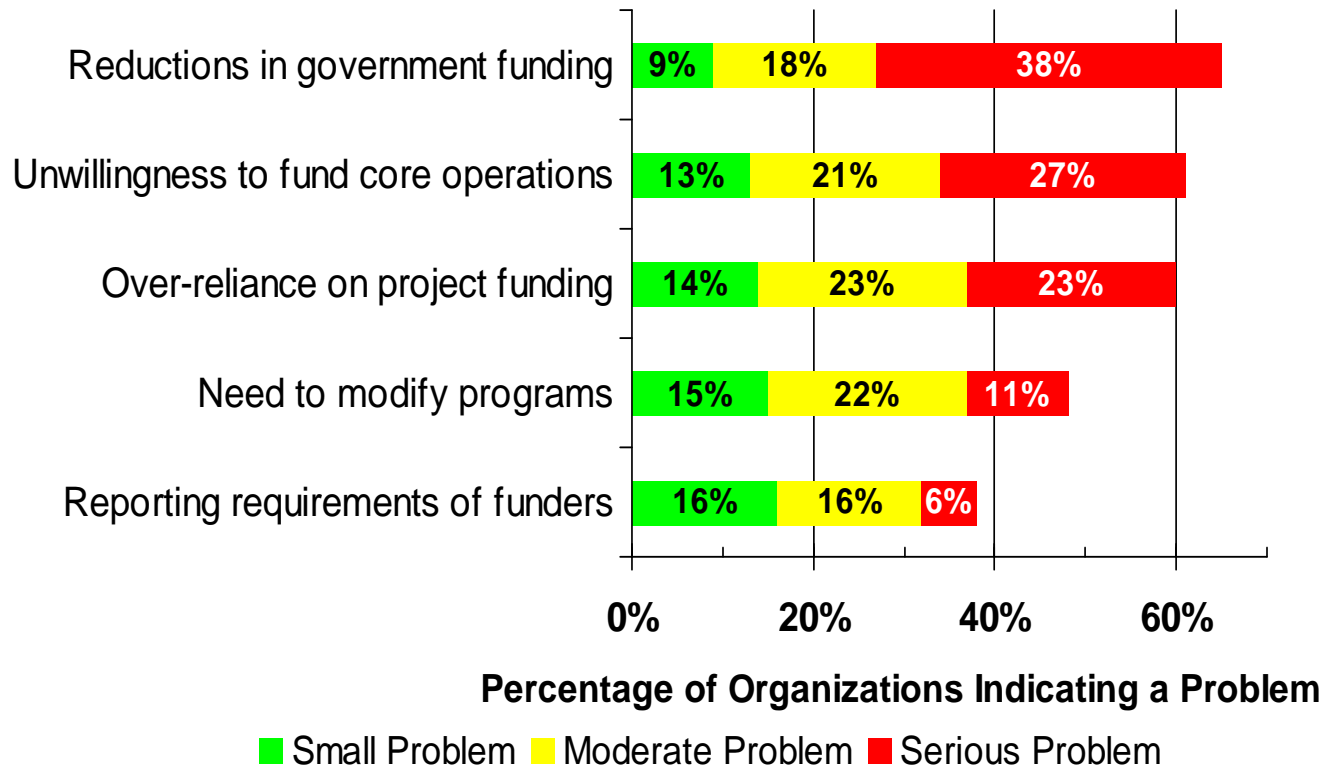


\* dependency defined as 50% or greater reliance on a given source of revenue

# Problems that Keep Organizations from Fulfilling their Missions - Atlantic



# Problems Related to External Funding Atlantic



\* Based on 49% of respondents who were asked these questions.  
Government funding accounted for the bulk of their funding

# Volunteers and community groups are key contributors to the Quality of Life

*...91% of Atlantic Canadians rate the contribution of volunteer groups as having the biggest impact on the quality of life in their communities ...*



Source: National Survey on the Quality of Life in Canadian Communities. Report prepared for Infrastructure Canada, *Strategic Counsel 2005*



**Community Services Council  
Newfoundland and Labrador**

**[www.enVision.ca](http://www.enVision.ca)**