



NEWFOUNDLAND & LABRADOR: NON-PROFIT & CO-OPERATIVE SECTORS FACT SHEET

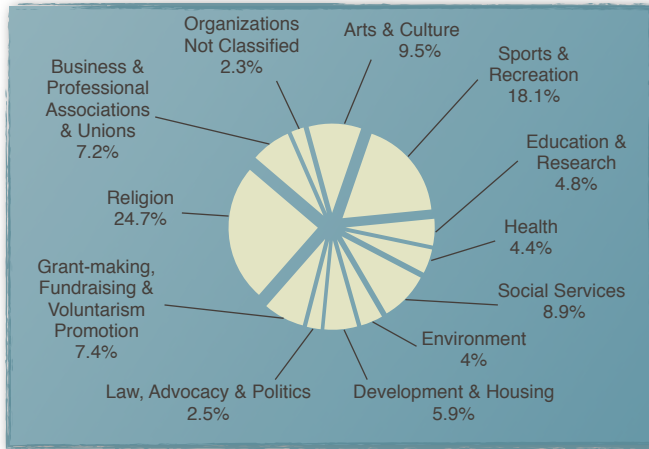
By: Rose Cole, Luc Thériault, Dolores LeVangie, Meaghan Ross and Afton Thacker

There are **2,219** non-profit organizations in NL – About 17% of the **12,882** non-profit organizations serving the Atlantic region

In NL 57% of the non-profit organizations are registered charities

Revenues of non-profit and voluntary organizations in 2003 = \$1,006,000,000

Types of NL Non-Profit Organizations



29,614 Newfoundlanders & Labradorians are employed in the sector - About 28% of the workers employed in the Atlantic region

NL has **235,180** volunteers - About 23% of the volunteers in the Atlantic region

Human resources in the non-profit and voluntary sector:

However, the number of average volunteer hours decreased from 188 hours in 2004 to 176 hours in 2007

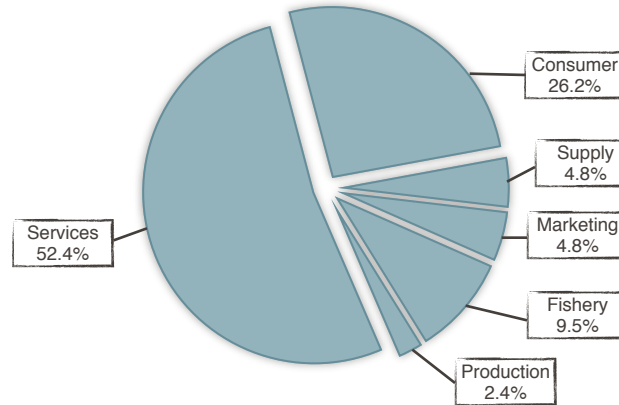
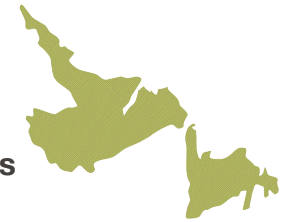


Social Economy and Sustainability Research Network
Partenariat sur l'économie sociale et la durabilité
Bridging, Bonding, and Building / Renforcement des liens et des capacités



In Newfoundland and Labrador there are **63** co-operatives and **13** credit unions

Types of NL Non-financial Co-operatives



2005

Co-operatives had 45,000 memberships and 1,120 employees

Total sales revenues = \$124 million
Total assets = \$58.1 million

The average number of years in business for both non-financial co-ops & credit unions is 34 years

For credits unions and the average is 35 years

For non-financial co-ops the average is 34 years

2008

NL Credit Unions

Total assets = \$632+ million
Total revenues = \$41 million

Memberships = 51,000
Employees = 312

Reference information for provincial fact sheets can be found at:
<http://www.msvu.ca/socialeconomyatlantic/English/documentsE.asp>
<http://www.msvu.ca/socialeconomyatlantic/French/documentsF.asp>