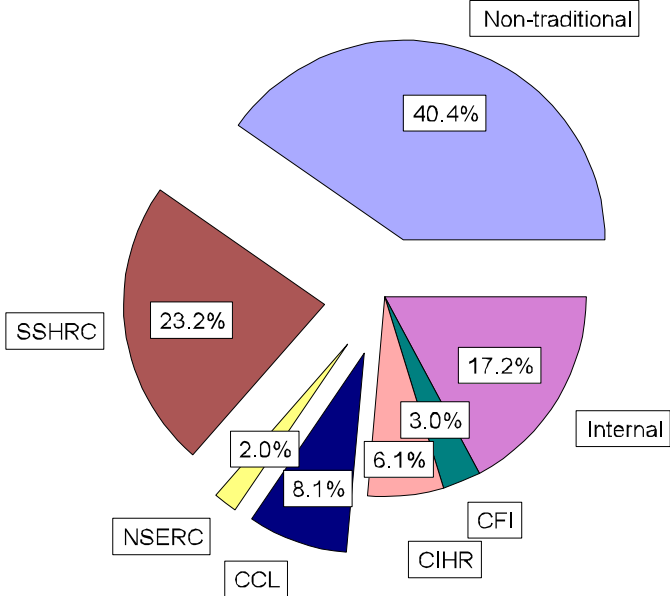


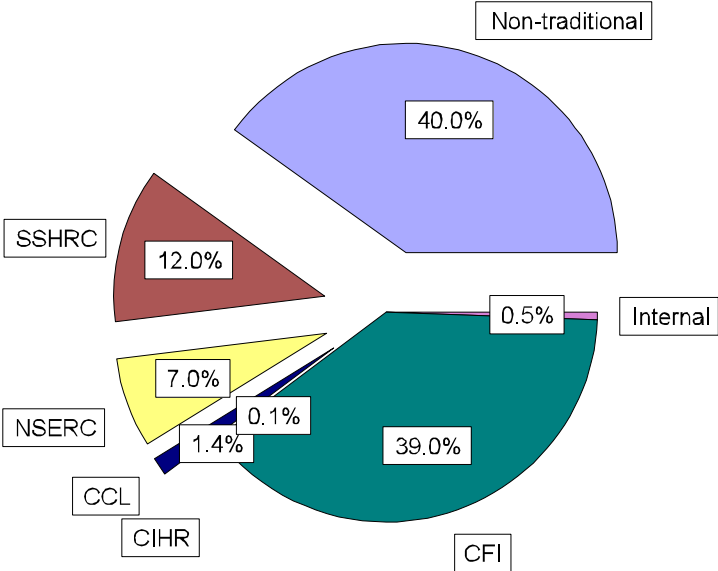
# Research Matters

- faculty holds more than \$15 million in grants
- 86% of faculty obtained grants (04-07)
- received 2 grants per person per year, on average (range 1-7)
- averaged \$234,375 per grant (range \$3,000- \$6 mil)
- in total, there were 64 grants and scholarships
- 39% of faculty members obtained more than three grants each (n=11), totaling almost \$14 mil (92% of all monies)

# Source of Grants



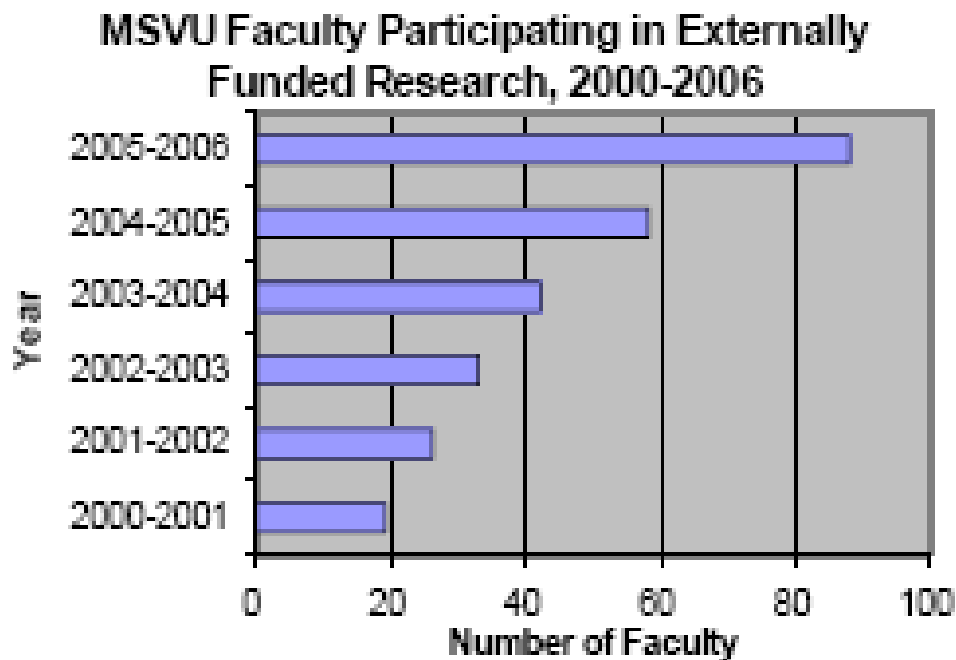
# Percentage of Funding



## Major Sources of MSVU Research Funding



- **60% from traditional sources**
  - close to 2 million from SSHRC
  - close to quarter million from CCL
  - close to 6 million from CFI
  - 1 mil from NSERC
  - \$17,000 from CHIR
- **40% from non-traditional**
  - over 6 mil from foundations et cetera
- \$74,000 in **internal grants**



*Figure 1—MSVU Faculty Participating in Externally Funded Research,*

- almost three quarters of EDUC faculty have or held **external** grants (71%), almost par with university trend (87%)
- of all **internal** grant holders (n=10), so far, 40% have generated proposals that garnered external funding (over 1/4 \$million) - an *exciting and desired pattern of scholarship*



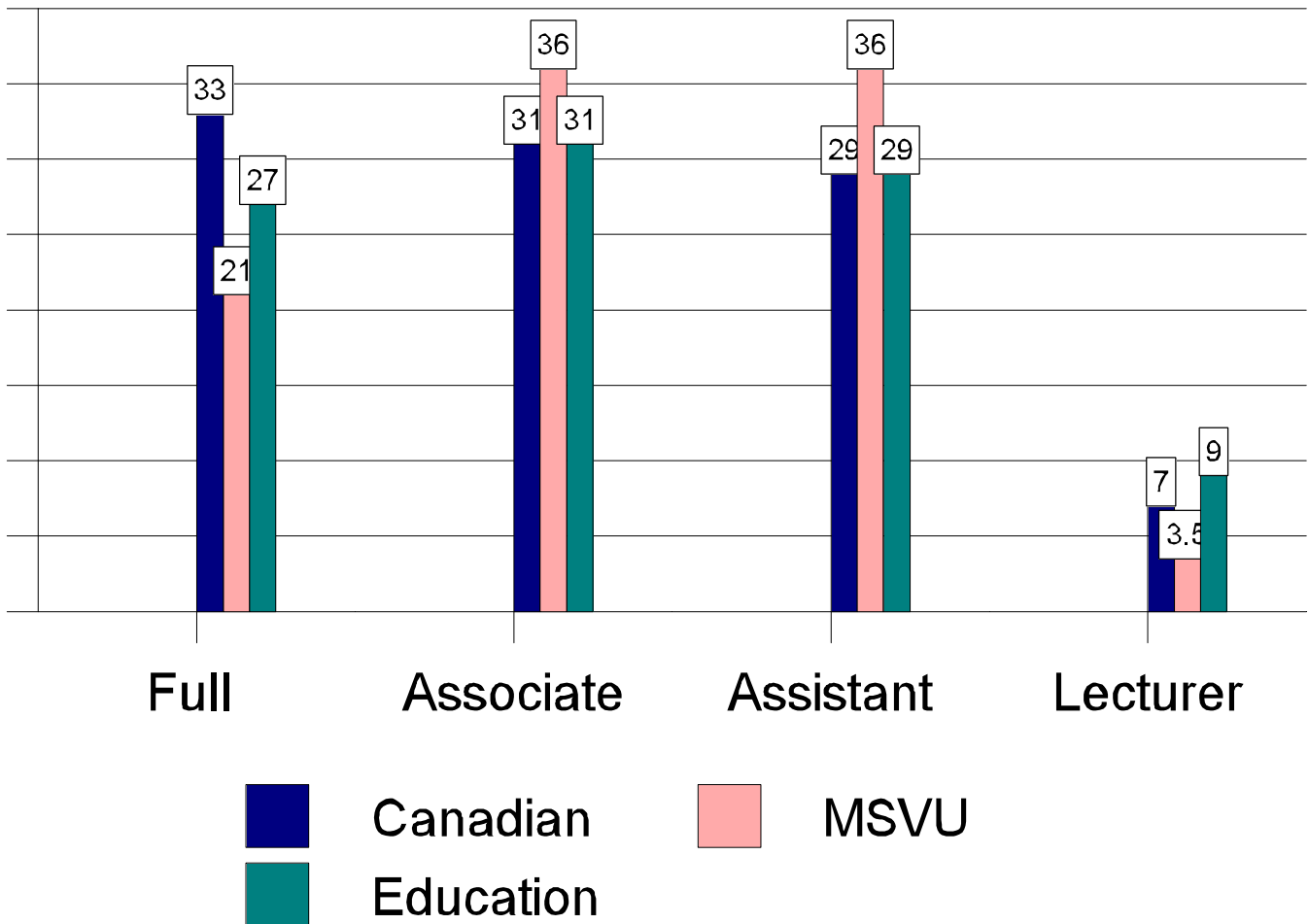
## Peer reviewed articles

- average of 8 papers per person over five year span
- 1.5 papers per person per year
- some are more prolific than others (18% had over 20 papers each, n=5)
- 82% followed pattern of Faculty norm (8 papers every five years)

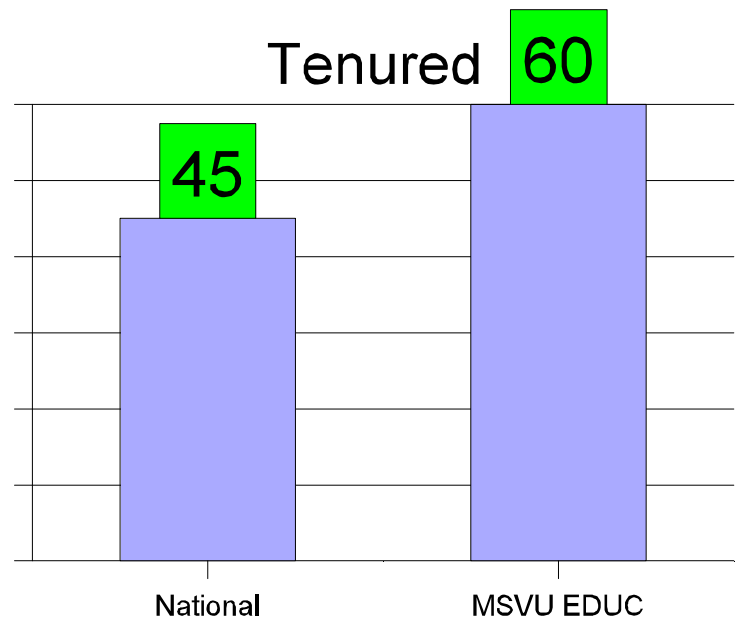
### CONTEXT

- nearly half of faculty are new hires (n=12, 43%)
- over two thirds obtained PhD in last five years (66%)
- **We have a healthy and sustainable publication pattern!**

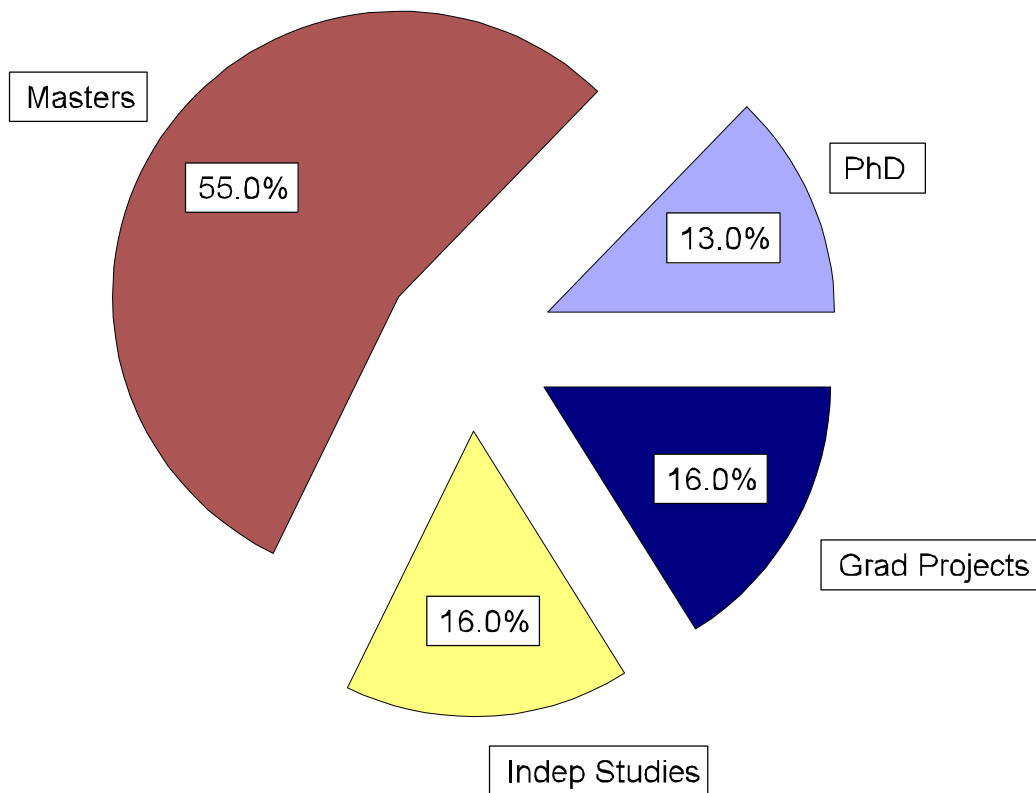
# Academic Rank



- **higher proportion of Assistant rank reflects exciting pace of our new hires; should be Associate rank in next 7-8 years**



Type of Graduate Supervision Experience N=810



- 79% of faculty have supervised Masters thesis, served on committees or been an external reader
- 43% have supervised PhDs, served on committees or been an external reader
- 25% have undertaken Independent Studies
- 25% have supervised Graduate Projects

- Average of 20 thesis per faculty (range 1-51)
- Currently 25 thesis are in progress, supervised by seven people, Assistant Prof (57%) or Associate Prof (29%)
- Average of 19 Graduate Projects per person (number is skewed due to one outlier, one person supervised 100)
- Average of 19 Independent Studies per person, range 9-48
- Graduate projects and Independent studies are mainly conducted by new hires, Assistant Profs (60%)
- They tend to do either IS or Project, but not both

